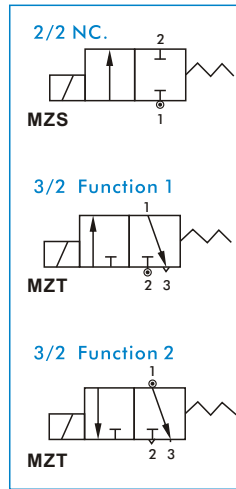


# MZS / MZT series

2/2, 3/2 Way N.C. Plunger series direct acting solenoid valve



Mindman



## Specification

- IP65 100% ED coil.
- PTB approval EExmIIT4 coil.

## Dimensions

Model	MZS / MZT					
	Code Dimension (mm)	03	06	10	15	20
A		65.5	67.5	73.6		
B		74.5	80.5	90.5		
C1		8.0	9.5	7.0		
C2		16.0	19.0	14.0		
E		32.0	32.0	32.0		
F		G1/8	G1/4	G3/8	G1/2	G3/4
H		M4×0.5		M4×0.7		
L		41.2	51.4	61.0		
N.W.(g)	Coil 4	360	360	440	420	550
	Coil 5	440	440	520	500	630
	Coil 3E	670	670	750	730	860

## Order example

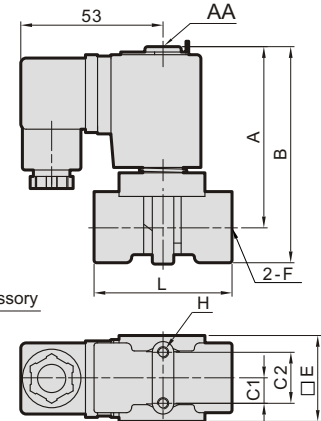
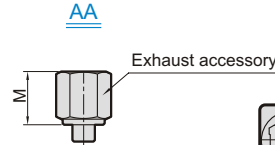
MZT-06-2-N-C-5-□-AC110

<b>MODEL</b> MZS MZT	<b>CODE</b> 03 : 1/8 06 : 1/4 10 : 3/8 15 : 1/2 20 : 3/4	<b>SEAL MAT'L</b> N : NBR J : EPDM V : VITON Z : FFKM	<b>COIL</b> 4 : Standard 5 : Bigger 3E : Explosion-Proof	<b>PLUG</b> □ : DIN D : LED G : 1/2" NPT O : None	<b>VOLTAGE</b> AC220V(50/60)Hz AC110V(50/60)Hz DC24V
----------------------------	---	---	---	---	---

(※) Explosion-Proof (3E) coil with LED (D) plug is not applicable.

### EXHAUST ACCESSORY (only for model MZT)

U	—	Without	M Size
F		PS female	19.0
C		With cap*	9.5
P		1/8" PS male	12.0



## Specification

\* C means with dust-proof and silencer cap. Material:PA.

Model MZS : Forged brass body, 2/2 way N.C., for water, air, steam, gas, light oil.																	
Code (PIPE) G	Fig NO.	Seal mat'l	Coil	Orifice mm	Temp. °C				Max. O.P.D. bar (Min. 0 bar)						Cv	VAC. torr	
					Coil 4/5/3E				Coil 4		Coil 5		Coil 3E				
					N	J	V	Z	AC	DC	AC	DC	AC	DC			
03(1/8) 06(1/4) 10(3/8) 15(1/2) 20(3/4)	1	N, J, V, Z	4, 5, 3E	1.6	-5	-10	-20	95	145	185	30	20	40	30	20	0.12	10 <sup>-3</sup>
	2			2.0							20	15	30	20	15	0.18	
	3			2.5							14	7	20	15	10	0.24	
	4			3.0							10	5	15	10	5	0.37	
	5			4.0							7	3	10	7	3	0.53	
	6			5.0							5	1	7	4	1	0.83	

## Power consumption

Coil power	4	5	3E
AC(VA)	15.4	23	9.2
DC(W)	15	18.5	10

Model MZT : Forged brass body, 3/2 way N.C., for water, air, steam, gas, light oil.																		
Code (PIPE) G	Fig NO.	Seal mat'l	Coil	Orifice mm	Temp. °C				Max. O.P.D. bar (Min. 0 bar)						Cv	VAC. torr		
					Coil 4/5/3E				Coil 4		Coil 5		Coil 3E					
					Function				AC / DC		AC / DC		AC / DC					
					Body	Top	N	V	Z	1	2	1	2	1			2	
03(1/8) 06(1/4) 10(3/8) 15(1/2) 20(3/4)	1	N, J, V, Z	4, 5, 3E	1.3	-5	-10	-20	80	145	145	10		13		10		0.08	10 <sup>-2</sup>
	2			1.6							7	13	10	16	7	13	0.10	
	3			2.0							5		7		5		0.15	
	4			2.5							4		5		4		0.20	
	5			3.0							3	10	4	13	3	10	0.31	
	6			4.0							2	7	3	10	2	7	0.54	
	7			5.0							1	5	2	7	1	7	0.80	



Mindman