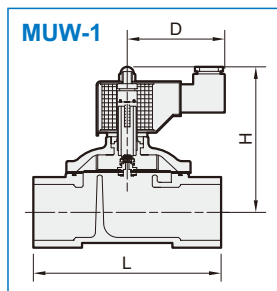
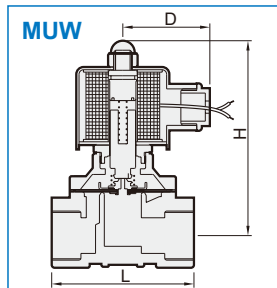
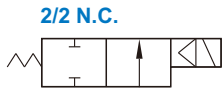


## 2/2 WAY N.C. DIAPHRAGM TYPE SOLENOID VALVE

2-WAY normally closed solenoid valve.

Available fluid: Water, air & light oil.



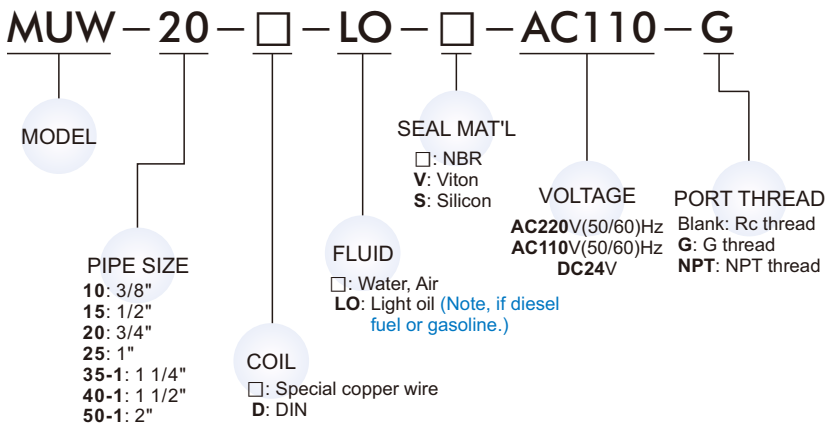
### Specification

- MUW series is pilot diaphragm drive, normal close.
- Valve body made of 3/8"~ brass or 1 1/4"~2" cast bronze.
- Can be operated directly without pressure.
- Other voltage of AC/DC available when required.
- Viton(130°C), Silicon(130°C), NBR(80°C.).
- AC Voltage tolerance:  $\pm 10\%$ .
- DC Voltage tolerance:  $\pm 1\%$ .

### Material

Parts name	Material
Body	Forge brass / Cast bronze
Coil	Special copper wire (H)
Tube	Stainless steel
Spring	Stainless steel
Core	Stainless steel
Plug	NBR, Viton, Silicon

### Order example



### Not for fluid of

- Liquid when heat, solid when cool.
- Corrosive fluid.
- Viscosity over 20 cst.
- Temperature over 80°C.

### Caution

- Pipes must be washed neat and clean before fitted.
- A Y-STRAINER has to be installed in the front of solenoid valve, that is best for long life.

Model	DIN	Pipe size	Cv	Orifice (mm)	Fluid temp	Max. operating pressure diff. MPa			Dimensions(mm)			Weight (kg)
						Water	Air	Light oil	L	H	D	
MUW-10	●	Rc3/8"	2.4	15	-5~+80°C	0~0.5	0~0.7	0~0.5	70	100	50	0.9
MUW-15	●	Rc1/2"	4.5	15	-5~+80°C	0~0.5	0~0.7	0~0.5	70	100	50	0.9
MUW-20	●	Rc3/4"	8.6	20	-5~+80°C	0~0.5	0~0.7	0~0.5	73	102	50	1.0
MUW-25	●	Rc1"	12	25	-5~+80°C	0~0.5	0~0.7	0~0.5	93	106	50	1.8
MUW-35-1	●	Rc1 1/4"	24	35	-5~+80°C	0~0.5	0~0.7	0~0.5	125	140	58	3.2
MUW-40-1	●	Rc1 1/2"	28	40	-5~+80°C	0~0.5	0~0.7	0~0.5	125	140	58	3.5
MUW-50-1	●	Rc2"	48	50	-5~+80°C	0~0.5	0~0.7	0~0.5	167	170	58	5.4

※ The pressure ratings indicated above are based on AC110V/220V. The maximum pressure may vary in case on DC/AC24V.