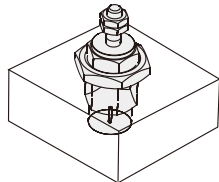
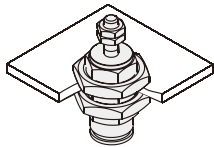


Mounting type

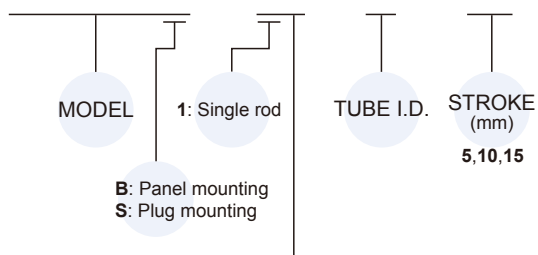


B: Panel mounting style



S: Plug mounting style

Order example

MCMJPB - 15 - 6 - 15



STYLE

Code	Symbol	Description
1 0		Single acting / Normally returned without thread
1 5		Single acting / Normally returned male thread

Features

- A short stroke miniature cylinder with a shorter overall length.

The installation space can be significantly reduced because this cylinder can be recessed directly into a machine body or installed on a panel. Thus, the machines can be made more compact.

Specification

Model	MCMJPB		MCMJPS
Acting type	Single acting		
Tube I.D. (mm)	6	10	15
Medium	Air		
Max. operating pressure	0.7 MPa		
Min. operating pressure	ø6	0.2MPa	
	ø10,15	0.15MPa	
Proof pressure	1 MPa		
Lubrication	Not required		
Ambient temperature	-5~+60°C (No freezing)		
Available speed range	50~500 mm/sec		
Max. allowable kinetic energy	0.003J	0.008J	0.019J

* All this product line is without magnet

Table for standard stroke

Tube I.D.	Stroke (mm)
ø6,10,15	5,10,15

Spring retracting force

Unit: N

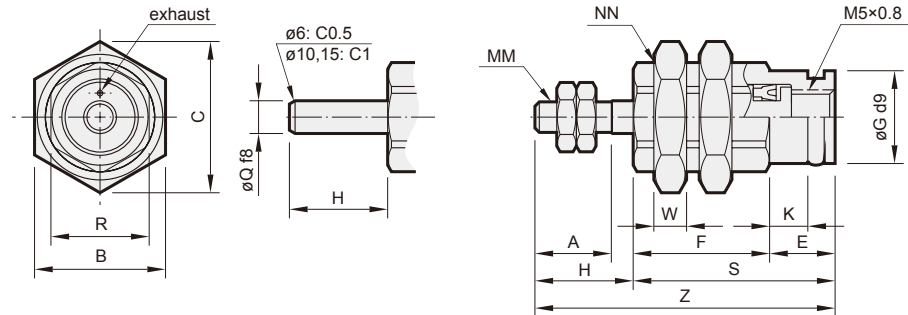
Tube I.D.	Extended position	Retracted position
ø6	3.92	1.42
ø10	5.98	2.45
ø15	10.80	4.41

Theoretical force

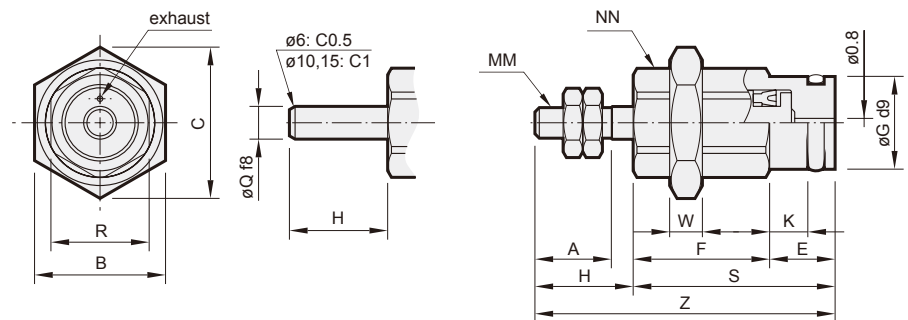
Unit: N

Tube I.D.	Operation direction	Operating pressure (MPa)		
		0.3	0.5	0.7
ø6	OUT	4.56	10.2	15.9
	IN	1.42		
ø10	OUT	17.6	33.3	49.0
	IN	2.45		
ø15	OUT	42.2	77.5	113
	IN	4.41		

MCMJPB

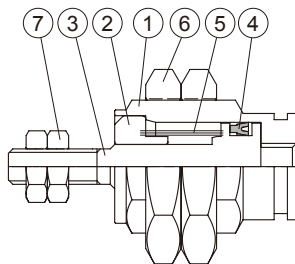


MCMJPS



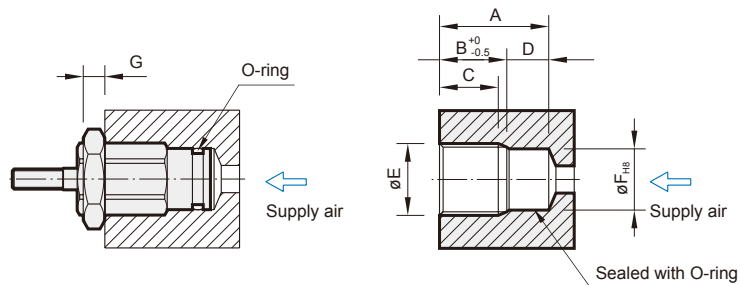
Code Tube I.D.	A	B	C	E	F			G	H	K	MM	NN	Q	R	S			W	Z		
					5st	10st	15st								5st	10st	15st				
6	7	12	13.9	6	12.5	19.5	26.5	8.5	9	3.5	M3×0.5	M10×1.0	3	9	18.5	25.5	32.5	3	27.5	34.5	41.5
10	10	19	22	6	14.5	21	28	12	12	3.5	M4×0.7	M15×1.5	5	13	20.5	27	34	4	32.5	39	46
16	12	27	31	7	16.5	22.5	29	19	14	4.2	M5×0.8	M22×1.5	6	20	23.5	29.5	36	5	37.5	43.5	50

Inside structure & Parts list



No.	Part name	Material		
		6	10	16
1	Body	Copper		
2	Cover	Copper		
3	Piston rod	Stainless steel		
4	Piston packing	NBR		
5	Spring	SWP		
6	Nut	Copper		*
7	Rod front nut	Carbon steel		

* Carbon steel



When plug mounting

Maching dimension for mounting

Tube I.D.	Code Stroke	A	B	C	D	E	F	G
6	5	16	12.5	10	3.5	M10×1.0	8.5	3
	10	23	19.5	17				
	15	30	26.5	24				
10	5	17	13.5	10.5	3.5	M15×1.5	12	4
	10	23.5	20	17				
	15	30.5	27	24				
15	5	19	14.5	11.5	4.5	M22×1.5	19	5
	10	25	20.5	17.5				
	15	31.5	27	24				