


Fitting connectors



- M5 ... G 2 1/2"
- Nickel-plated brass, stainless steel, plastic, aluminium

Standard fittings

- double nipple
- detachable double nipple
- reducers
- reducer sleeves
- extension nipple
- extensions
- sleeves
- angled fittings
- blanking-of plug
- hose connectors
- blanking nut
- T-shaped
- four-way junctions

Screw fittings

- screwed fittings
- bulkhead fittings
- pressure gauge fittings
- angeled fittings
- T-shaped tube hose fitting
- T-shaped fittings
- union nut
- tube hose fittings
- ring connectors
- seal rings
- distribution strips
- four-way distributor blocks
- flow strips

Technical data

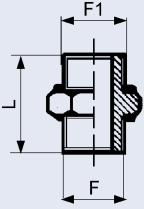
maximum nominal pressure ¹⁾	
nickel-plated brass	
standard fittings	60 bar
quick screw fittings	18 bar
banjo fittings	18 bar
Distribution and flow strips	13 bar
stainless steel	
standard fittings	40 bar
plastic	
standard fittings	10 bar
quick screw fittings	10 bar
banjo fittings	10 bar
aluminium	
banjo fittings	16 bar
Distribution and flow strips	16 bar

¹⁾ Pressure data [bar]: Overpressure to the atmospheric pressure.

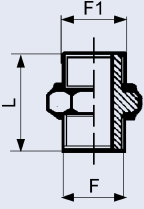
Ordering charts standard fittings

- double nipple
- detachable double nipple
- reducers
- reducer sleeves
- extension nipple
- extensions
- sleeves
- angled fittings
- blanking-off plug
- hose connectors
- blanking nuts
- T-shaped
- 4-way adaptors

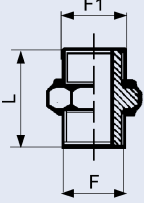
Ordering chart standard fittings, double nipple cylindrical, without O-ring

	Material	max. nominal pressure [bar]	F	F1	L [mm]	Packaging unit [pc.]	Item no. (cylindrical)
	Nickelplated, brass	60	M5	M5	11.5	10	782 000
		M5	G 1/8	14.5	10	782 001	
		G 1/8	G 1/8	17.0	10	780 123	
		G 1/8	G 1/4	19.0	10	780 124	
		G 1/8	G 3/8	20.0	10	780 125	
		G 1/4	G 1/4	21.0	10	780 126	
		G 1/4	G 3/8	22.0	10	780 127	
		G 1/4	G 1/2	24.0	10	780 128	
		G 3/8	G 3/8	24.0	10	780 129	
		G 3/8	G 1/2	24.0	10	780 130	
		G 1/2	G 1/2	26.5	10	780 131	
		G 1/2	G 3/4	27.0	10	782 002	
		G 3/4	G 3/4	28.0	10	782 003	

Ordering chart standard fittings, double nipple cylindrical, without O-ring

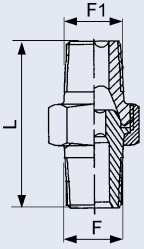
	Material	max. nominal pressure [bar]	F	F1	L [mm]	Packaging unit [pc.]	Item no. (cylindrical)
	Stainless steel 1.4571	40	M5	M5	15.0	1	787 843
G 1/8			G 1/8	18.0	1	787 844	
G 1/4			G 1/4	23.0	1	787 845	
G 3/8			G 3/8	23.0	1	787 846	
G 1/2			G 1/2	30.0	1	787 847	
G 3/4			G 3/4	33.0	1	787 848	
G 1			G 1	50.0	1	787 849	
G 1 1/4			G 1 1/4	58.0	1	787 850	
G 1 1/2			G 1 1/2	61.0	1	787 851	
G 2			G 2	61.0	1	787 852	

Ordering chart standard fittings, double nipple, conical



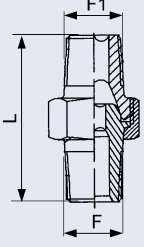
	Material	max. nominal pressure [bar]	F	F1	L [mm]	Packaging unit [pc.]	Item no. (conical)
	Nickelplated, brass	60	G 1/8	G 1/8	21.0	10	782 006
			G 1/8	G 1/4	24.0	10	782 007
			G 1/8	G 3/8	25.0	10	782 008
			G 1/4	G 1/4	27.0	10	782 009
			G 1/4	G 3/8	28.0	10	782 010
			G 1/4	G 1/2	32.0	10	782 011
			G 3/8	G 3/8	29.0	10	782 012
			G 3/8	G 1/2	32.5	10	782 013
			G 1/2	G 1/2	35.0	10	782 014
			G 1/2	G 3/4	37.5	10	782 015
			G 3/4	G 3/4	40.5	10	782 016

Ordering chart standard fittings, detachable double nipple



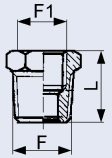
	Material	max. nominal pressure [bar]	F	F1	L [mm]	Packaging unit [pc.]	Item no.
	brass	16	G 1/8	G 1/8	27.0	10	782 090
			G 1/4	G 1/4	34.0	10	782 091
			G 3/8	G 3/8	36.0	10	782 092
			G 1/2	G 1/2	44.0	1	782 093
			G 3/4	G 3/4	52.0	1	782 094
			G 1	G 1	65.0	1	782 095
			G 1/8	G 1/4	30.0	1	782 096
			G 1/4	G 3/8	35.0	1	782 097

Ordering chart standard fittings, detachable double nipple



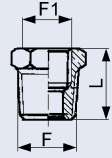
	Material	max. nominal pressure [bar]	F	F1	L [mm]	Packaging unit [pc.]	Item no.
	Stainless steel 1.4571	16	G 1/8	G 1/8	27.0	1	787 853
			G 1/4	G 1/4	35.0	1	787 854
			G 3/8	G 3/8	36.0	1	787 855
			G 1/2	G 1/2	44.0	1	787 856
			G 3/4	G 3/4	75.0	1	787 857
			G 1	G 1	90.0	1	787 858
			G 1 1/2	G 1 1/2	110.0	1	787 859
			G 2	G 2	120.0	1	787 860

Ordering chart standard fittings, reducer, cylindrical



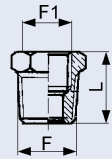
	Material	max. nominal pressure [bar]	F	F1	L [mm]	Packaging unit [pc.]	Item no. (cylindrical)
	Nickelplated, brass	60	G 1/8	M5	10.5	10	781 843
			G 1/4	G 1/8	13.0	10	780 136
			G 3/8	G 1/8	14.0	10	780 137
			G 3/8	G 1/4	14.0	10	780 138
			G 1/2	G 1/4	15.5	10	780 139
			G 1/2	G 3/8	15.5	10	780 140

Ordering chart standard fittings, reducer, cylindrical



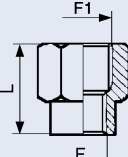
	Material	max. nominal pressure [bar]	F	F1	L [mm]	Packaging unit [pc.]	Item no. (cylindrical)
	Stainless steel 1.4571	40	G 1/4	G 1/8	11.0	1	787 861
			G 3/8	G 1/4	14.0	1	787 862
			G 1/2	G 3/8	18.0	1	787 863
			G 3/4	G 1/2	24.0	1	787 865
			G 1	G 3/4	21.0	1	787 866

Ordering chart standard fittings, reducer, conical



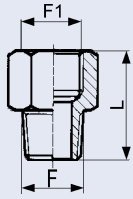
	Material	max. nominal pressure [bar]	F	F1	L [mm]	Packaging unit [pc.]	Item no. (conical)
	Nickelplated, brass	60	G 1/4	G 1/8	16.0	10	782 017
			G 3/8	G 1/8	17.0	10	782 018
			G 3/8	G 1/4	17.0	10	782 019
			G 1/2	G 1/4	20.0	10	782 020
			G 1/2	G 3/8	20.0	10	782 021
			G 3/4	G 1/2	23.0	10	782 022

Ordering chart standard fittings, reducer sleeve



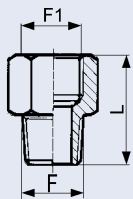
	Material	max. nominal pressure [bar]	F	F1	L [mm]	Packaging unit [pc.]	Item no.
	Nickelplated, brass	60	G 1/8	G 1/4	21.5	10	782 038
			G 1/4	G 3/8	25.5	10	782 040
			G 1/4	G 1/2	28.5	10	782 041
			G 3/8	G 1/2	29.5	10	782 042

Ordering chart standard fittings, extension nipple, conical



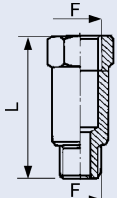
Material	max. nominal pressure [bar]	F	F1	L [mm]	Packaging unit [pc.]	Item no. (conical)
Nickelplated, brass	60	G 1/8	G 1/8	20.0	10	782 023
		G 1/8	G 1/4	22.5	10	782 024
		G 1/4	G 1/4	25.0	10	782 025
		G 1/4	G 3/8	28.5	10	782 026
		G 3/8	G 3/8	28.5	10	782 027
		G 3/8	G 1/2	32.0	10	782 028
		G 1/2	G 1/2	34.0	10	782 029

Ordering chart standard fittings, extension nipple, cylindrical, without O-ring



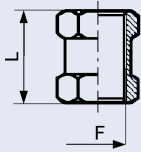
Material	max. nominal pressure [bar]	F	F1	L [mm]	Packaging unit [pc.]	Item no. (cylindrical)
Nickelplated, brass	60	M5	G 1/8	17.0	10	782 030
		G 1/8	G 1/8	18.5	10	782 031
		G 1/8	G 1/4	21.5	10	782 032
		G 1/4	G 1/4	22.5	10	782 033
		G 1/4	G 3/8	26.0	10	782 034
		G 3/8	G 3/8	26.5	10	782 035
		G 3/8	G 1/2	29.5	10	782 036
		G 1/2	G 1/2	29.5	1	782 037

Ordering chart standard fittings, extension



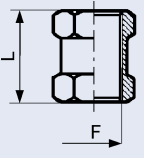
Material	max. nominal pressure [bar]	F	L [mm]	Packaging unit [pc.]	Item no.
Nickelplated, brass	60	G 1/8	22	10	782 085
		G 1/8	42	10	782 086
		G 1/8	51	10	782 087
		G 1/4	35	10	782 088
		G 1/4	51	10	782 089

Ordering chart standard fittings, sleeves



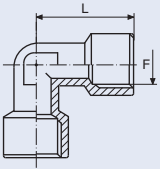
Material	max. nominal pressure [bar]	F	L [mm]	Packaging unit [pc.]	Item no. VA
Stainless steel 1.4571	40	G 1/8	18.0	10	787 868
		G 1/4	26.0	10	787 869
		G 3/8	26.0	10	787 870
		G 1/2	30.0	1	787 871
		G 3/4	35.0	1	787 872
		G 1	40.0	1	787 873
		G 1 1/4	48.0	1	787 874
		G 1 1/2	48.0	1	787 875
		G 2	56.0	1	787 876

Ordering chart standard fittings, sleeves



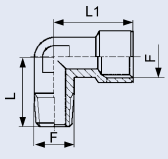
Material	max. nominal pressure [bar]	F	L [mm]	Packaging unit [pc.]	Item no.
Nickelplated, brass	60	M5	11.0	10	782 004
		G 1/8	15.0	10	780 132
		G 1/4	22.0	10	780 133
		G 3/8	24.0	10	780 134
		G 1/2	30.0	10	780 135

Ordering chart standard fittings, angled fitting with internal threaded port



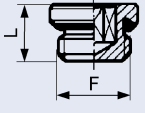
Material	max. nominal pressure [bar]	F internal thread	L [mm]	Packaging unit [pc.]	Item no.
Nickelplated, brass	60	G 1/8	20.5	10	782 047
		G 1/4	26.0	10	782 048
		G 3/8	30.0	10	782 049
		G 1/2	36.0	1	782 050

Ordering chart standard fittings, angled fitting with internal/external threaded port



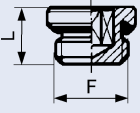
Material	max. nominal pressure [bar]	F	L [mm]	L 1 [mm]	Packaging unit [pc.]	Item no.
Nickelplated, brass	60	M5	11.0	11.5	10	788 365
		G 1/8	16.5	20.5	10	782 051
		G 1/4	24.5	26.0	10	782 052
		G 3/8	26.0	30.0	10	782 053
		G 1/2	30.0	36.0	1	782 054

Ordering chart standard fittings, blanking-off plug without O-ring



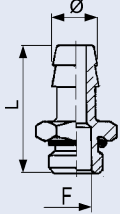
Material	max. nominal pressure [bar]	F	L [mm]	Packaging unit [pc.]	Item no. VA
Stainless steel 1.4571	40	G 1/2	15.0	1	787 816
		G 3/4	11.0	1	787 817
		G 1/8	11.0	1	787 877
		G 1/4	13.0	1	787 878
		G 3/8	14.0	1	787 879
		G 1	22.0	1	787 880

Ordering chart standard fittings, blanking-off plug with O-ring



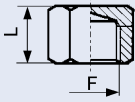
Material	max. nominal pressure [bar]	F internal thread	L [mm]	Packaging unit [pc.]	Item no.
Nickelplated, brass	16	M5	6.5	10	782 005
		M7	8.5	10	787 054
		G 1/8	8.5	10	780 141
		G 1/4	11.0	10	780 142
		G 3/8	12.5	10	780 143
		G 1/2	14.5	10	780 144
		G 3/4	20.0	10	787 407

Ordering chart standard fittings, hose connectors with O-ring



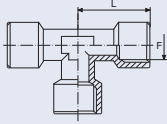
Material	max. nominal pressure [bar]	F	Diameter [mm]	L [mm]	Packaging unit [pc.]	Item no.
Nickelplated, brass	60	G 1/8	7	31.0	10	782 070
		G 1/4	7	33.0	10	782 071
		G 1/8	8	31.0	10	782 072
		G 1/8	9	31.0	10	782 073
		G 1/4	9	33.0	10	782 074
		G 3/8	9	34.0	10	782 075
		G 1/4	12	33.0	10	782 076
		G 3/8	12	34.0	10	782 077
		G 1/2	12	36.0	10	782 078
		G 3/8	17	34.0	10	782 079
		G 1/2	17	36.0	10	782 080

Ordering chart standard fittings, blanking nuts



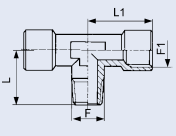
Material	max. nominal pressure [bar]	F internal thread	L [mm]	Packaging unit [pc.]	Item no.
Nickelplated, brass	60	G 1/8	13.0	10	782 043
		G 1/4	15.0	10	782 044
		G 3/8	17.5	10	782 045
		G 1/2	20.0	10	782 046

Ordering chart standard fittings, T-shaped fitting with internal threaded port



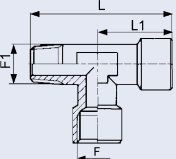
Material	max. nominal pressure [bar]	F internal thread	L [mm]	Packaging unit [pc.]	Item no.
Nickelplated, brass	60	G 1/8	20.5	10	782 055
		G 1/4	26.0	10	782 056
		G 3/8	30.0	1	782 057
		G 1/2	36.0	1	782 058

Ordering chart standard fittings, T-pieces with internal / external thread



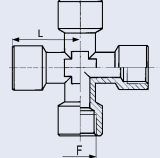
Material	max. nominal pressure [bar]	F	L [mm]	L 1 [mm]	Packaging unit [pc.]	Item no.
Nickelplated, brass	60	G 1/8	16.5	20.5	10	782 059
		G 1/4	24.5	26.0	10	782 060
		G 3/8	26.0	30.0	1	782 061
		G 1/2	30.0	36.0	1	782 062

Ordering chart standard fittings, T-pieces with internal / external thread



Material	max. nominal pressure [bar]	F	F1	L [mm]	L1 [mm]	Packaging unit [pc.]	Item no.
Nickelplated, brass	60	G 1/8	G 1/8	37.0	20.5	10	782 063
		G 1/4	G 1/4	50.5	26.0	10	782 064
		G 3/8	G 3/8	56.0	30.0	1	782 065
		G 1/2	G 1/2	66.0	36.0	1	782 066

Ordering chart standard fittings, four-way junctions with internal thread



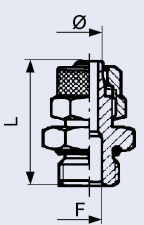
Material	max. nominal pressure [bar]	F internal thread	L [mm]	Packaging unit [pc.]	Item no.
Nickelplated, brass	60	G 1/8	20.5	10	782 067
		G 1/4	26.0	1	782 068
		G 3/8	28.0	1	782 069

- screwed fittings
- bulkhead fittings
- pressure gauge screw fittings
- angled fittings
- T-shaped tube hose fitting
- T-shaped fittings
- union nut
- hose fittings
- ring connectors
- seal rings
- distribution strips
- four-way distributor blocks
- Flow strips

Ordering chart quick screw fittings, straight screwed fittings


Material	max. nominal pressure [bar]	F	Packaging unit [pc.]	Item no. KU
Plastic, PPS	10	G 1/4-28-1/8	1	787 060
		G 1/4-28-1/8	1	787 061
		G 1/4-28-1/8	1	787 062
		G 1/4-28-1/1	1	787 063
		G 1/4-28-1/1	1	787 064
		G 1/4-28-1/1	1	787 065

Ordering chart quick screw fittings, straight screwed fittings with O-ring




Material	max. nominal pressure [bar]	F	Diameter [mm]	L [mm]	Packaging unit [pc.]	Item no.
Nickelplated, brass	18	M5	4/2	23.0	10	780 145
		M5	6/4	23.0	10	780 146
		G 1/8	6/4	25.0	10	780 147
		G 1/4	6/4	27.0	10	780 148
		G 1/8	8/6	25.0	10	780 149
		G 1/4	8/6	27.0	10	780 150
		G 3/8	8/6	29.0	10	780 151
		G 1/4	10/8	29.0	10	780 152
		G 3/8	10/8	31.0	10	780 153
		G 1/2	10/8	33.0	10	780 154
		G 3/8	12/10	33.0	10	780 155
		G 1/2	12/10	35.0	1	780 156

Ordering chart quick screw fittings, bulkhead fittings

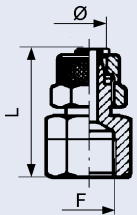


Material	max. nominal pressure [bar]	Diameter [mm]	L (Ms) [mm]	Packaging unit [pc.]	Item no. NM
Nickelplated, brass	18	6/4	47.0	10	780 165
		8/6	48.0	10	780 165
		10/8	49.0	10	780 167
		12/10	53.0	10	780 168

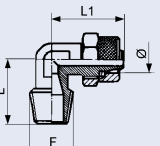
Ordering chart quick screw fittings, bulkhead fittings

	Material	max. nominal pressure [bar]	Diameter [mm]	L (Ms) [mm]	Packaging unit [pc.]	Item no. POM
	Plastic	10	6/4	50	10	782 197
			8/6	51	10	782 198

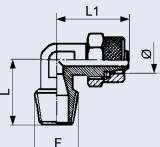
Ordering chart quick screw fittings, pressure gauge fittings

	Material	max. nominal pressure [bar]	Diameter [mm]	F	L [mm]	Packaging unit [pc.]	Item no. NM
	Nickelplated, brass	18	6/4	G 1/8	26.5	10	780 157
6/4			G 1/4	29.5	10	780 158	
8/6			G 1/8	26.5	10	780 159	
8/6			G 1/4	29.0	10	780 160	
8/6			G 3/8	33.0	10	780 161	
10/8			G 1/4	31.0	10	780 162	
10/8			G 3/8	35.0	10	780 163	
10/8			G 1/2	38.0	10	780 164	

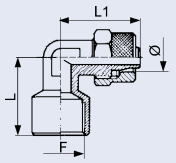
Ordering chart quick screw fittings, angled fittings, conical

	Material	max. nominal pressure [bar]	Diameter [mm]	F	L [mm]	L1 [mm]	Packaging unit [pc.]	Item no. POM
	Nickelplated, brass	18	G 6/4	G 1/8	16.0	23.0	10	782 209
G 6/4			G 1/4	19.0	24.0	10	782 211	
G 8/6			G 1/4	20.0	25.0	10	782 212	

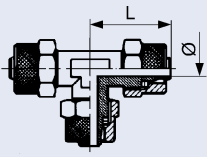
Ordering chart quick screw fittings, angled fittings, conical

	Material	max. nominal pressure [bar]	Diameter [mm]	F	L (Ms) [mm]	L1 (Ms) [mm]	Packaging unit [pc.]	Item no. NM
	Nickelplated, brass	18	5/3	G 1/8	17.0	21.5	10	782 163
6/4			G 1/8	17.0	22.0	10	782 164	
8/6			G 1/8	17.0	22.0	10	782 165	
6/4			G 1/4	20.0	22.0	10	782 166	
8/6			G 1/4	20.0	22.0	10	782 167	
10/8			G 1/4	21.0	25.0	10	782 168	
8/6			G 3/8	22.0	23.0	10	782 169	
10/8			G 3/8	22.0	25.0	10	782 170	
12/10			G 3/8	24.0	31.0	10	782 171	
10/8			G 1/2	26.0	28.5	10	782 172	
12/10			G 1/2	14.0	26.0	1	782 173	

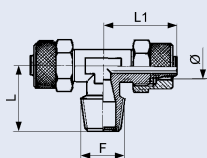
Ordering chart quick screw fittings, angled fitting

	Material	max. nominal pressure [bar]	Diameter [mm]	F	L [mm]	L1 [mm]	Packaging unit [pc.]	Item no. NM
	Nickelplated, brass	18	6/4	G 1/8	21.0	22.0	10	782 174
		8/6	G 1/4	24.0	23.0	10	782 175	

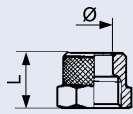
Ordering chart quick screw fittings, T-shaped tube hose fitting

	Material	max. nominal pressure [bar]	Diameter [mm]	L [mm]	Packaging unit [pc.]	Item no. NM
	Nickelplated, brass	18	6/4	22.0	10	780 169
		8/6	22.0	10	780 170	
		10/8	25.0	10	780 171	
		12/10	31.0	1	780 172	

Ordering chart quick screw fittings, T-shaped fittings, conical

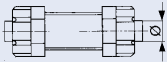
	Material	max. nominal pressure [bar]	Diameter [mm]	F	L [mm]	L1 [mm]	Packaging unit [pc.]	Item no.
	Nickelplated, brass	18	5/3	G 1/8	17.0	21.5	10	782 176
		6/4	G 1/8	17.0	22.0	10	782 177	
		6/4	G 1/4	20.0	22.0	10	782 179	
		8/6	G 1/8	17.0	22.0	10	782 178	
		8/6	G 1/4	20.0	22.0	10	782 180	
		8/6	G 3/8	22.0	23.0	10	782 182	
		10/8	G 1/4	21.0	25.0	10	782 181	
		10/8	G 3/8	22.0	25.0	10	782 183	
		10/8	G 1/2	26.0	28.5	1	782 185	
		12/10	G 1/2	24.0	31.0	1	782 186	
		12/10	G 3/8	26.0	31.0	1	782 184	

Ordering chart quick screw fittings, union nut



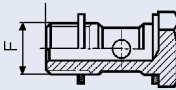
	Material	max. nominal pressure [bar]	Diameter [mm]	F	L [mm]	Packaging unit [pc.]	Item no.
	Nickelplated, brass	18	4/2	M7x0.5	9.0	10	780 173
			6/4-M5	M8x0.5	9.0	10	780 174
			6/4	M10x1	11.0	10	780 175
			8/6	M12x1	11.0	10	780 176
			10/8	M14x1	12.0	10	780 177
			12/10	M16x1	12.0	10	780 178

Ordering chart quick screw fittings, hose connections with nut



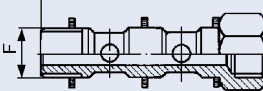
	Material	max. nominal pressure [bar]	Diameter [mm]	Packaging unit [pc.]	Item no.
	Plastic, (POM)	10	6/4	10	782 221
			8/6	10	782 222

Ordering chart quick screw fittings, banjo bolt, single with 2 seals



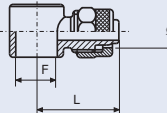
	Material	Medium	F	L [mm]	Packaging unit [pc.]	Item no.
	Nickelplated, brass	Luft	M5	18.0	10	780 053
			G 1/8	28.0	10	780 054
			G 1/4	33.0	10	780 055
			G 3/8	37.0	10	780 056
			G 1/2	42.0	1	780 057

Ordering chart quick screw fittings, banjo bolt, double with 3 seals



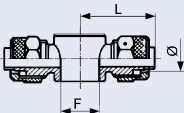
	Material	Medium	F	L [mm]	Packaging unit [pc.]	Item no.
	Nickelplated, brass	Luft	G 1/8	44.5	10	780 058
			G 1/4	51.5	10	780 059
			G 3/8	58.5	10	780 060
			G 1/2	67.5	1	780 061

Ordering chart quick screw fittings, ring connections for wood screws, single




	Material	max. nominal pressure [bar]	Diameter [mm]	F	L [mm]	Packaging unit [pc.]	Item no.
	Nickelplated, brass	18	4/2	M5	20.5	10	780 179
			6/4	M5	20.5	10	780 180
			6/4	G 1/8	24.5	10	780 181
			6/4	G 1/4	26.5	10	780 182
			8/6	G 1/8	24.0	10	780 183
			8/6	G 1/4	26.0	10	780 184
			8/6	G 3/8	28.5	10	780 185
			10/8	G 1/4	28.0	10	780 186
			10/8	G 3/8	29.0	10	780 187
			10/8	G 1/2	30.5	10	780 188
			12/10	G 1/2	33.5	1	780 189

Ordering chart quick screw fittings, ring connections for wood screws, double



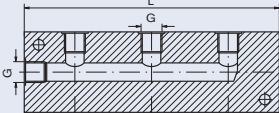
	Material	max. nominal pressure [bar]	Diameter [mm]	F	L [mm]	Packaging unit [pc.]	Item no.
	Nickelplated, brass	18	6/4	G 1/8	24.5	10	780 190
			6/4	G 1/4	26.5	10	780 191
			8/6	G 1/8	25.0	10	780 192
			8/6	G 1/4	26.0	10	780 193
			8/6	G 3/8	28.5	10	780 194
			10/8	G 1/4	27.5	10	780 195
			10/8	G 3/8	29.0	10	780 196
			10/8	G 1/2	30.5	10	780 197
			12/10	G 1/2	33.5	10	780 198

Ordering chart quick screw fittings, seal rings



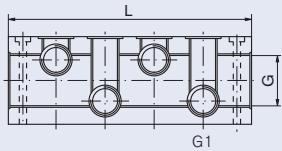
	Material	max. nominal pressure [bar]	Diameter [mm]	D [mm]	Packaging unit [pc.]	Item no.
	aluminium	18	1/8	13.8	10	780 200
			1/4	17.8	10	780 201
			3/8	21.0	10	780 202
			1/2	26.0	10	780 203
	plastic	18	M5	9.0	10	780 199

Ordering chart distribution strip, 3-way



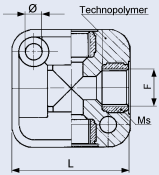
	Material	max. nominal pressure [bar]	G	L [mm]	Packaging unit [pc.]	Item no. [3-way]
	aluminium	16	M5	40.0	10	787 881
			G 1/8	56.0	10	787 882
			G 1/4	89.0	5	787 883
			G 3/8	85.0	5	787 884
			G 1/2	105.0	1	787 885

Ordering chart distribution strip, 8-way



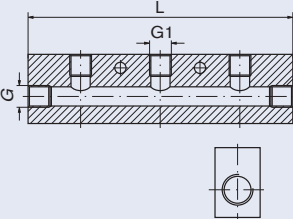
Material	max. nominal pressure [bar]	G	G1	L [mm]	Packaging unit [pc.]	Item no. [8-way]
aluminium	16	G 1/4	M8	65.0	10	787 886
		G 3/8	1/8	114.0	5	787 887
		G 1/2	1/4	144.0	5	787 888
		G 3/4	1/2	170.0	1	787 889

Ordering chart, four-way distributor block



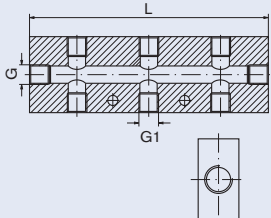
Material	max. nominal pressure [bar]	F	Diameter [mm]	L [mm]	Packaging unit [pc.]	Item no.
Nickelplated, brass KU	13	G 1/8	4.5	31.0	1	782 081
		G 1/4	5.5	40.0	1	782 082
		G 3/8	5.5	50.0	1	782 083
		G 1/2	5.5	50.0	1	780 084

Ordering chart, flow strip



Material	max. nominal pressure [bar]	G	G1	L [mm]	Packaging unit [pc.]	Item no.
aluminium	16	G 1/4	2-way G 1/8	54.0	10	787 890
		G 1/4	3-way G 1/8	72.0	10	787 891
		G 1/4	4-way G 1/8	90.0	10	787 892
		G 1/4	5-way G 1/8	108.0	5	787 893
		G 3/8	2-way G 1/4	68.0	5	787 894
		G 3/8	3-way G 1/4	92.0	5	787 895
		G 3/8	4-way G 1/4	116.0	5	787 896
		G 3/8	5-way G 1/4	140.0	5	787 897

Ordering chart, flow strip



Material	max. nominal pressure [bar]	G	G1	L [mm]	Packaging unit [pc.]	Item no.
aluminium	16	G 1/4	4-way G 1/8	54.0	10	787 717
		G 1/4	6-way G 1/8	72.0	10	787 718
		G 1/4	8-way G 1/8	90.0	10	787 719
		G 1/4	10-way G 1/8	108.0	5	787 720
		G 3/8	4-way G 1/4	68.0	5	787 721
		G 3/8	6-way G 1/4	92.0	5	787 722
		G 3/8	8-way G 1/4	116.0	5	787 723
		G 3/8	10-way G 1/4	140.0	5	787 724
		G 1/2	6-way G 1/4	116.0	5	787 725
		G 1/2	8-way G 1/4	152.0	5	787 726
		G 1/2	10-way G 1/4	188.0	5	787 727