


Digital controller, 2-point, 3-point or PID-operation



- For all standard temperature sensors
- Parameter strings can be copied
- Simple handling
- 2 rocker switches for setting parameters

Type TAT002 can be combined with...




PT 100

Resistance thermometer/RTD




PTC sensors




Type 6011

Solenoid valve



Type 6213

Solenoid valve



Pumps

The digital controllers work on a micro-controller basis and are primarily configured as temperature controllers by their inputs and outputs. A wide range of other applications, such as pressure control or level control, can, however, also be carried out by the units, which have a 4-20 mA; 0-10 V and 0-1 V current interface.

The programming of the user-specific parameters, which are stored in an EEPROM, is carried out using two rocker buttons. The parameter string can be very quickly and simply transmitted to other units using the separate memory module (HotKey).

The minimum and maximum values can also be called up on each unit, so that the user can gain an overview of the quality of its control and/or any possible error values.

Installation into a panel cut-out is quick and simple thanks to the lock-in clamping bracket.

The parameters can be protected from unauthorized changes by means of a code.

Technical data	
Operating voltage	12-24 V AC/DC; 230 V AC
Nominal power	3 W
Sensor inputs	
PTC sensor ¹⁾	-50°C to +150°C
NTC sensor	-40°C to +100°C
PT100 (RTD)	-100°C to +500°C
Thermocouple	
Type J (Fe-CuNi)	0°C to +600°C
Type K (NiCr-Ni)	0°C to +1200°C
Type S (PT10Rh-PT)	0°C to +1400°C
Normal signal inputs	
Voltage / Current	0-1 V, 0-10 V / 4-20 mA
Resolution	0.1 or 1 K
Accuracy	0.7% of full scale ± 1 digit
Relay outputs	
Changeover (NO)	
Load	8A (resistive), 3A (inductive)
Hysteresis for 2- and 3-point controller	0.1 – 25 K
Display	<ul style="list-style-type: none"> •7 segments •triple-digit 14 mm •3 1/2-digit 12 mm •LED; red
Ambient temperature	0 to +50°C
Electrical connection	Terminal strip
Body material	Plastic (ABS)
Dimensions [mm]	Front B75 x H34, depth 63
Installation in panel cutout	
Mounting	Lock-in mounting strip
Plug-in opening	B71 mm x H29 mm
Protection class	IP65 (from front), IP20 (from rear)
¹⁾ Taking special types into account	
Special PTC sensors ¹⁾	
Reference resistance RT25	980 Ω at +25°C
Measurement range	-55 to +140°C
Installation sleeve	Stainless steel V2A, 42 mm long, Ø 6 mm
Standard cable length	1.5 m

¹⁾ The PTC inputs of the controller can only be operated with the special PYTC sensors of Type KTY-81-121-B. These have the parameters shown.

Handling

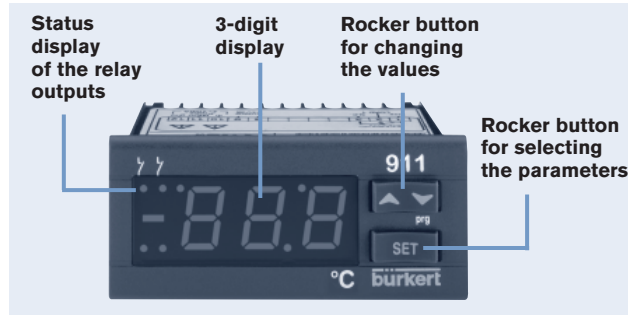
Display

Thanks to the 3- or 3 1/2-digit, 7-segment LED display in red, good readability of the displayed values, parameters and errors is guaranteed.

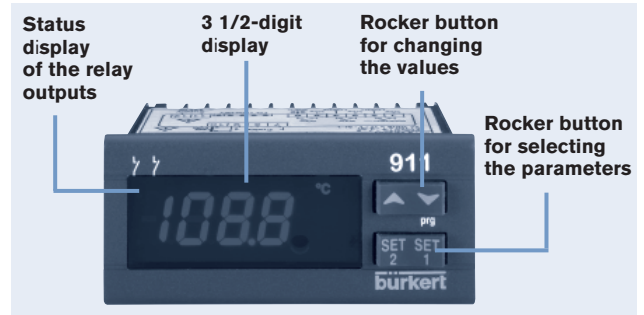
Controller setting

The controller functions are based on an adjustable switching hysteresis, dead bands and PID algorithm. In addition, further parameters such as set value, auto zeroing, time delays and so on can be entered.

3-digit display



3 1/2-digit display



Ordering chart for controllers

Controller type	Sensor input	Relay outputs	Operating voltage in V	Item no.
Display 3-digit 14 mm / without HotKey function				
2-point	PTC/NTC	1 changeover	24 AC/DC	787 649
	PTC/NTC	1 changeover	230 AC	787 658
Display 3 1/2-digit 12 mm / with HotKey function				
2-point	PTC/NTC; PT100; Type J, K, S	2 changeover	12-24 AC/DC	788 263
	4-20 mA; 0-10 V; 0-1 V	2 changeover	12-24 AC/DC	788 264
	PTC/NTC; PT100; Type J, K, S	2 changeover	230 AC	788 265
	4-20 mA; 0-10 V; 0-1 V	2 changeover	230 AC	788 266
3-point	PTC/NTC; PT100; Type J, K, S	2 N/O contact, 1 N/C contact	12-24 AC/DC	788 267
	4-20 mA; 0-10 V; 0-1 V	2 N/O contact, 1 N/C contact	12-24 AC/DC	788 268
	PTC/NTC; PT100; Type J, K, S	2 N/O contact, 1 N/C contact	230 AC	788 269
	4-20 mA; 0-10 V; 0-1 V	2 N/O contact, 1 N/C contact	230 AC	788 270
PID	PTC/NTC; PT100; Type J, K, S	2 N/O contact, 1 N/C contact	12-24 AC/DC	788 271
	4-20 mA; 0-10 V; 0-1 V	2 N/O contact, 1 N/C contact	12-24 AC/DC	788 272
	PTC/NTC; PT100; Type J, K, S	2 N/O contact, 1 N/C contact	230 AC	788 273
	4-20 mA; 0-10 V; 0-1 V	2 N/O contact, 1 N/C contact	230 AC	788 274

Ordering chart for accessories

Item	Features	Item no.
Protection cover	Transparent flexible plastic	787 937
Trafo	230V/24V, 3VA	787 938
PTC sensor	1.5 m cable	781 969
HotKey	for rapid parameter transmission	788 260

