



Flow sensor for continuous low-flow measurement and batch control

- Cost attractive solution for low-flow rates and solid-free liquids
- Wetted parts made of ECTFE (Halar®), Saphir, COREPOINT™, FKM or EPDM for use in aggressive liquids
- 3-wire system with paddle-wheel and Hall sensor up to 80 °C, 6 bar
- Frequency output proportional to the flow rate, PLC-compatible

Type 8031 can be combined with...



Type 8025T

Remote Universal flow transmitter



Type 8025B

Remote batch controller




Type 8611

PI controller



Type 8630

TopControl



PLC

The compact low-flow sensor Type 8031 with paddle-wheel and Hall sensor is specially designed for use in aggressive and solid-free liquids.

The particular cost attractive measuring principle is based on a local flow velocity measurement. The sensor produces a flow proportional frequency signal which can easily be transmitted and processed.

We recommend here particularly the connection to the Bürkert Universal transmitter Type 8025 (see separate data sheet).

General data

Materials

Housing, Paddle-wheel	POM or ECTFE (Halar®)
Axis	COREPOINT™ or sapphire
Bearings	POM or Rubin
Magnets	ECTFE (Halar®) encapsuled or blank
Seal	FKM, EPDM or FFKM

Electrical connections

Cable, 1 m length (3 x 0.14 LiYY)

Process connection

G1/4" or Tube spigot 8/6 or 9 mm

Measuring range

10 to 100 l/h (2.6 to 27 gph)
20 to 250 l/h (5.3 to 66 gph)

K-factor

10200 pulse/litre (range 10 to 100 l/h)
3400 pulse/litre (range 20 to 250 l/h)

Fluid temperature

0 to 80 °C

Fluid pressure max.

6 bar at 20 °C

Accuracy

± 2% o. FS*

Repeatability

0.8% o. FS*

Viscosity

1 to 10 cSt.

Electrical data

Power supply (V+)

5...24 V DC

Current consumption

max. 11 mA at 24 V DC

Output

push-pull (complementary output) between V+ (white wire) and signal (green wire) or between GND (brown wire) and signal (green wire)

Frequency

0 to 300 Hz

Environment

Ambient temperature

0 up to +80 °C

Storage temperature

-10 up to +80 °C

Standards and approvals

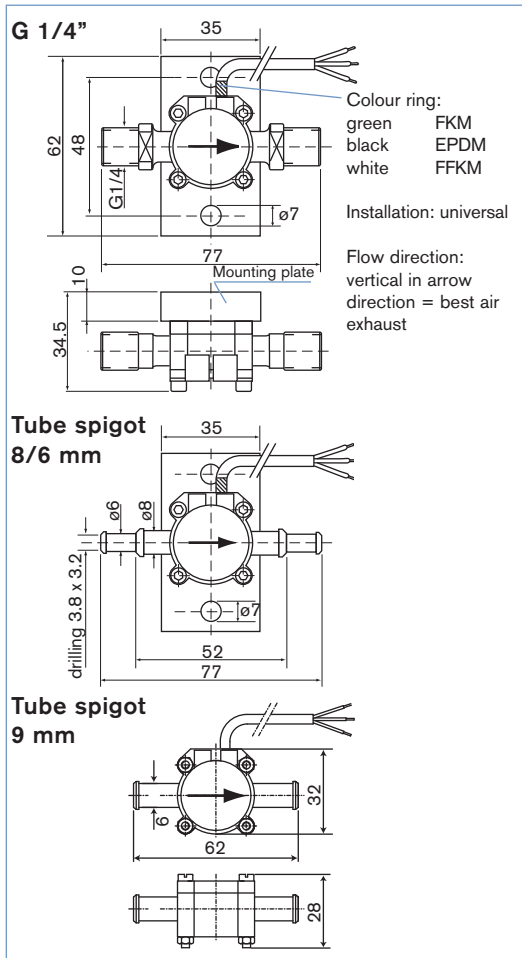
Protection class

IP65

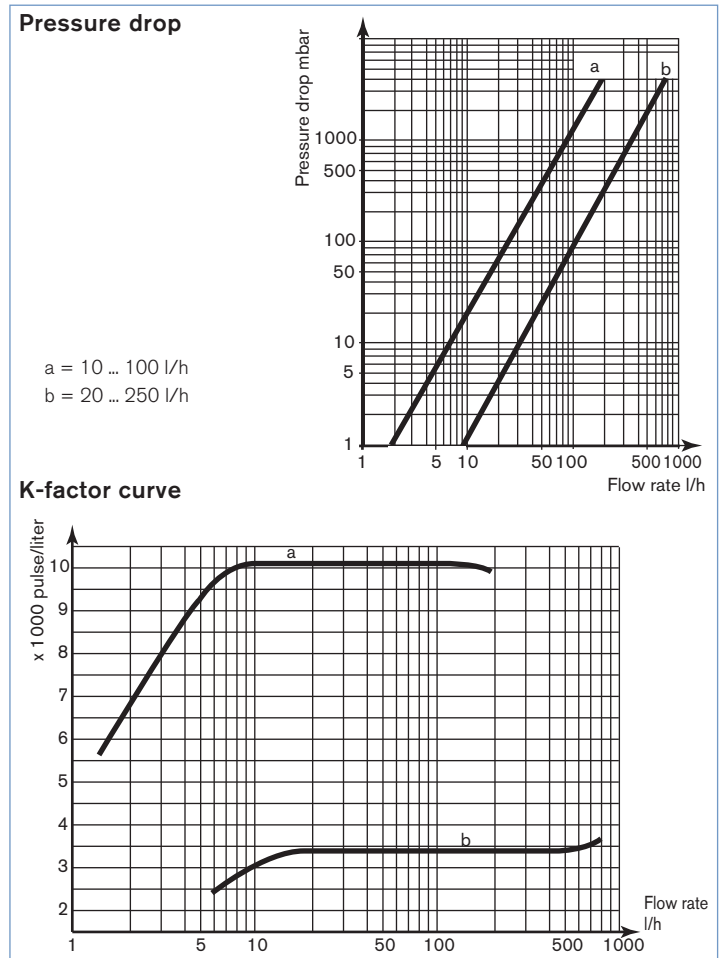
Halar® is a registered Trademark of Ausimont USA, Inc.

* o.FS = of full scale

Dimensions



Pressure drop and K-factor curve



Ordering chart for sensor Type 8031

Version	Output	Measuring range	Process connection	Housing, Paddle-wheel material	Axis material	Gasket	Item no.	
Without mounting plate	Frequency push-pull	10 to 100 l/h	Tube spigot 8/6 mm	POM	COREPOINT™	FKM	783 717	
			G 1/4"	POM	COREPOINT™	FKM	783 719	
		20 to 250 l/h	Tube spigot 9 mm	POM	COREPOINT™	FKM	783 718	
			G 1/4"	POM	COREPOINT™	FKM	783 720	
With mounting plate	Frequency push-pull	10 to 100 l/h	G 1/4"	ECTFE	Sapphire	FKM	783 721	
			G 1/4"	ECTFE	Sapphire	EPDM	783 722	
			G 1/4"	ECTFE	Sapphire	FFKM	783 723	
		20 to 250 l/h	G 1/4"	ECTFE	Sapphire	FKM	783 724	
			G 1/4"	ECTFE	Sapphire	EPDM	783 725	
			G 1/4"	ECTFE	Sapphire	FFKM	783 726	
		10 to 100 l/h	G 1/4"	ECTFE	COREPOINT™	FKM	437 982	
			G 1/4"	ECTFE	COREPOINT™	EPDM	438 531	
			20 to 250 l/h	G 1/4"	ECTFE	COREPOINT™	FKM	438 532
				G 1/4"	ECTFE	COREPOINT™	EPDM	437 524