




5/2-way Flipper Solenoid Valve for pneumatics

- Compact design
- Single and manifold mounting
- Low power consumption
- Fast response times


Type 6525 can be combined with...




Type 8640
Valve island



Type 2031
Diaphragm valve



Type 8644
Valve island



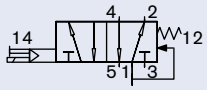
Type 0044
Pneumatic cylinder

The Type 6525 consist of a pilot flipper valve Type 6144 and a pneumatic seat valve. The flipper principle allows switching of high pressures together with low power consumption and fast response times. All valves are equipped with manual override as a standard.

Technical data	
Orifice	DN 4.0
Body material	PPS, PA
Seal material	FKM, NBR and PUR
Media	Lubricated, oilfree, dry compressed air; neutral gases (5µm filter recommended)
Media temperature	0 bis +50 °C
Ambient temperature	0 bis +55 °C
Manual override	Standard
Port connection	Flange for MP11
Pneumatic module	Type MP11 with M5, M7, push-in connection Ø 6 mm
Voltage tolerance	±10%
Cycling rate	approx. 1000 c.p.m.
Voltage	24 V DC *
Nominal power	0.8 W
Duty cycle	Continuous operation (100% ED)
Electrical connection on valve	Rectangular plug with Raster 5.08 mm
Type of protection	IP 40 with rectangular plug
Protection class	3 acc. to VDE 0580
Weight	21 g
Mounting	with 2 screws M2x20
Installation	As required, preferably with actuator upright
Response times [ms]	Measurement acc. to ISO 12238
Opening	<10ms
Closing	<10ms

* 10% residual ripple allowed

Ordering chart for valves

Circuit function	Orifice [mm]	Q _{Nn} value air [l/min] ²⁾	Pressure range [bar] ³⁾	Response times		Voltage/ Frequency [V/Hz]	Item no.
				Opening [ms]	Closing [ms]		
H 5/2-way valve 	4	300	1-10 ¹⁾	<10	<10	24V/DC *	186 271
			2.5-10	<10	<10	24V/DC *	179 938

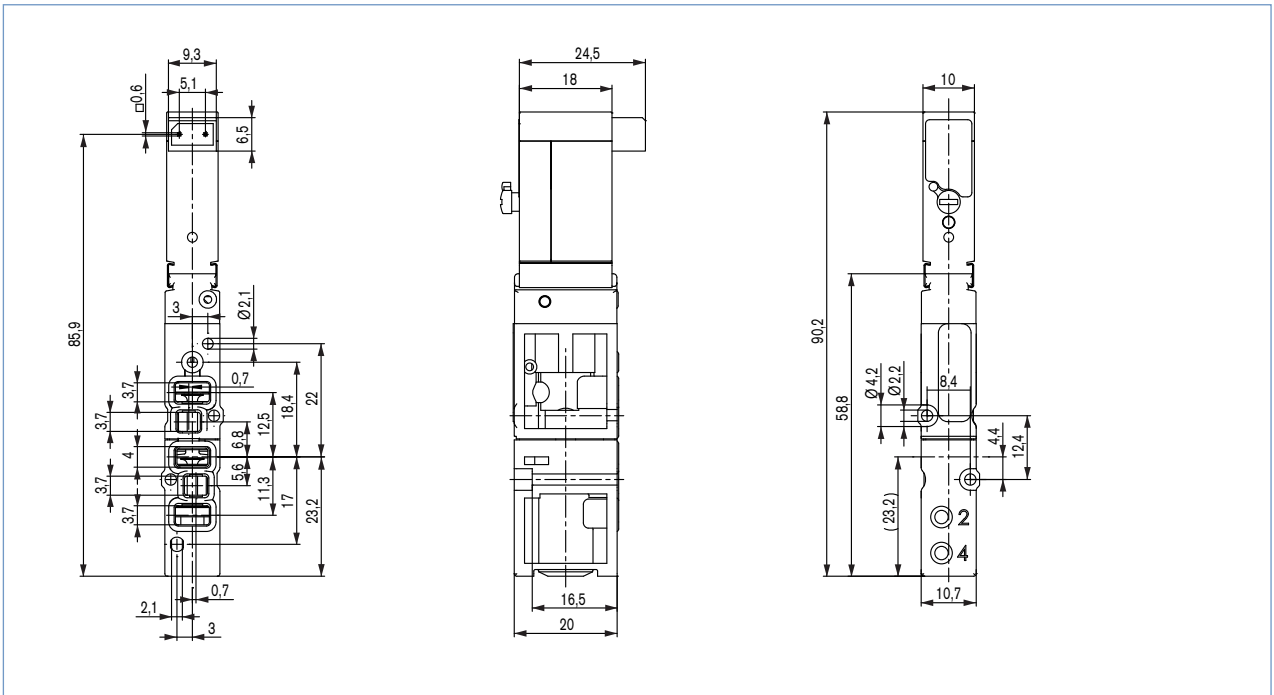
* 10% residual ripple allowed

¹⁾ Version with auxiliary pilot air²⁾ Measured at +20°C, 6 bar pressure at valve inlet and 1 bar pressure difference³⁾ Measured as overpressure to the atmospheric pressure

Ordering chart for accessories

Accessory	Version	Features	Item no.
Rectangular cable plug	Raster 5.08 mm	with 3 m cable	133 486
		with 300 mm flying leads	644 068
		with 2 single contacts	644 067
Protective cover for 5/2-way valve position	complete	for 1 unused valve position	650 373
Pneumatic connector module	left	Push-in connection Ø 10 mm	144 752
		G 1/4	144 750
		NPT 1/4	144 751
	right	Push-in connection Ø 10 mm	144 755
		G 1/4	144 753
		NPT 1/4	144 754
Pneumatic basic module MP11, 2 valve wide	Push-in connection Ø 6 mm	without check valve	144 903
		with check valve in R	144 909
		with check valve in R and S	144 906
	Connection M5	without check valve	144 904
		with check valve in R	144 910
		with check valve in R and S	144 907
	Connection M7	without check valve	144 905
		with check valve in R	144 911
		with check valve in R and S	144 908
Pneumatic basic module MP11, 8 valve wide	Push-in connection Ø 6 mm	without check valve	144 912
		with check valve in R	144 918
		with check valve in R and S	144 915
	Connection M5	without check valve	144 913
		with check valve in R	144 919
		with check valve in R and S	144 916
	Connection M7	without check valve	144 914
		with check valve in R	144 920
		with check valve in R and S	144 917

Dimensions [mm]



Selectional drawing

