



2/2-way Globe Control Valve with stainless steel design for media up to +185°C, DN 10-65

- Excellent control characteristics
- High cycle life
- Flow optimised body in stainless steel 316L
- Clean design for optimal use in hygienic environment
- Removable trim kit, 3 to 5 kvs value per port size

Type 2301 thread can be combined with...



Type 8692/8693

Positioner / Process
Controller TopControl



Type 8694

Positioner
TopControl Basic



Type 8696

Positioner
TopControl Basic



Type 8792/93

SideControl Remote
version

In line with Bürkert's philosophy for modular valves and sensors the construction of the 2301 globe valve fulfils tough criteria for process environments. Unrivalled cycle life and sealing integrity is guaranteed by the proven self adjusting spindle packing with V-seals.

Each globe valve body can be fitted with three to five sizes of trim sets. These parabolic trims provide a reliable and repeatable characteristic to vary the flow. The control cones are available in either stainless steel or with a durable PTFE seal for tight shut-off. Leakage class III, IV oder VI available.

The design enables the easy integration of automation modules whether they are digital electropneumatic positioner or process controller.

The fully integrated system has a compact and smooth design, integrated pneumatic lines, IP65/67 protection class and superior chemical resistance.

Technical data	
Port size (orifice)	DN 10 to 65 (DN 4-65)
Port connection Threaded ports acc. to Welded and flanged connections	G, NPT, RC see separate datasheets
Body materials	Cast stainless steel 316L
Actuator material Actuator Cover	PPS Stainless steel 1.4561 (316Ti)
Plug sealing	PTFE/St.st. (PTFE/stainless steel) and St.st./St.st. (stainless steel/stainless steel)
Seat leakage IEC 534-4/EN 1349	Shut-off class III and IV for St.st./St.st. Shut-off class VI for PTFE/St.st. (see details in ordering chart)
Medium	neutral gases, water, alcohol, oils, fuel, hydraulic fluids, salt solution, alkali solutions, organic solvents, steam
Viscosity	max. 600 mm ² /s
Spindle packing	PTFE V-seals with spring compensation
Medium temperature	-10 to +185 °C (max. +130°C for PTFE/St.st. sealing recommended)
Ambient temperature	0 to +55 °C (when used with positioner or process controllers) 0 to +80 °C (remote version)
Control medium	Compressed air
Relevant pilot pressure for circuit function A	Orifice DN 10 bis 50 5.5 bis 7 bar Orifice DN 65 bis 100 5.6 bis 7 bar
Pilot air ports	Push-in connector for external ø 6 mm or 1/4" tube
Installation	As required, preferably with actuator upright

Content



Valve specifications

Type 2301

Technical data &
ordering info.

p. 1-7



System Continuous ELEMENT

Type 8802-GD

Ordering info. & technical data

p. 8-11

Request for quotation

Type 8802-GD

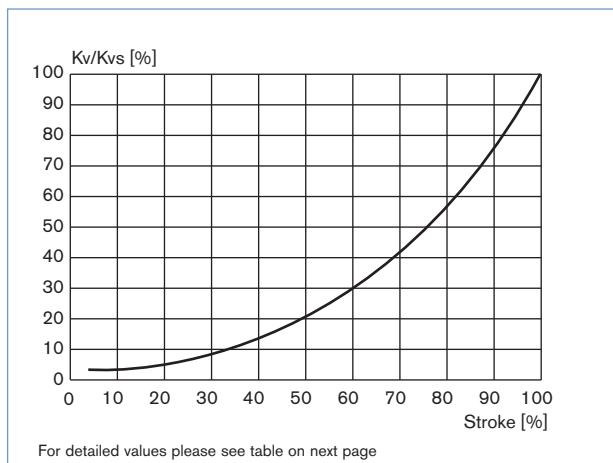
p. 12

Technical data Type 2301 Globe Control Valve, continued

Kvs values

Port size		Actuator size [mm]	Orifice (seat) [mm]											65	80	100	
[mm]	[inch]		04	06	08	10	15	20	25	32	40	50					
10	3/8"	50-70	0.5	1.2	2.0	2.7	-	-	-	-	-	-	-	-	-	-	-
15	1/2"	50-70	0.5	1.2	2.1	3.1	4.3	-	-	-	-	-	-	-	-	-	-
20	3/4"	50-70	-	-	-	3.2	5.2	7.1	-	-	-	-	-	-	-	-	-
25	1"	50-70-90	-	-	-	-	5.3	7.2	12.0	-	-	-	-	-	-	-	-
32	1 1/4"	90	-	-	-	-	-	5.5	9.9	13.4	-	-	-	-	-	-	-
		130	-	-	-	-	-	8	13	17.8	-	-	-	-	-	-	-
40	1 1/2"	90	-	-	-	-	-	-	10.3	14.4	17.5	-	-	-	-	-	-
		130	-	-	-	-	-	-	13.6	20.2	23.8	-	-	-	-	-	-
50	2"	90	-	-	-	-	-	-	-	15.3	18	28	-	-	-	-	-
		130	-	-	-	-	-	-	-	21.0	24.6	37.0	-	-	-	-	-
65	2 1/2"	130	-	-	-	-	-	-	-	-	29	45	65	-	-	-	-

Flow curve and description



Remarks on the flow characteristic

- Equipercentile parabolic plug for the orifices DN8 to DN65
- Linear plug for the orifices DN4 and DN6
- Flow characteristic runs within DIN/IEC 534-2-4
- Theoretical control ratio (Kvs/Kvo):
 - 50:1 for the orifices DN8 to DN65
 - 25:1 for the orifice DN6
 - 10:1 for the orifice DN4
- KVR value at 5% of stroke for $DN > 10$ mm
KVR value at 10% of stroke for $DN \leq 10$ mm

(KVR value = smallest Kv value at which the gradient tolerance to DIN/IEC 534-2-4 is still complied with)

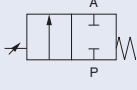
Technical data Type 2301 Globe Control Valve, continued

Kvs values [m³/h]

Port size (tube)		Orifice (seat)		Actuator size	Stroke [%]										
[mm]	[inch]	[mm]	[inch]		[mm]	5	10	20	30	40	50	60	70	80	90
10	3/8"	4	1/8"	50-70	0.04	0.05	0.10	0.16	0.22	0.27	0.32	0.36	0.40	0.44	0.50
		6	3/16"	50-70	0.05	0.12	0.32	0.48	0.62	0.76	0.88	0.98	1.07	1.13	1.20
		8	1/4"	50-70	0.06	0.07	0.09	0.12	0.18	0.26	0.42	0.61	0.92	1.50	2.00
		10	3/8"	50-70	0.09	0.11	0.13	0.19	0.30	0.48	0.73	1.00	1.60	2.30	2.70
15	1/2"	4	1/8"	50-70	0.04	0.05	0.10	0.16	0.22	0.27	0.32	0.36	0.40	0.44	0.50
		6	3/16"	50-70	0.05	0.12	0.32	0.48	0.62	0.76	0.88	0.98	1.07	1.13	1.20
		8	1/4"	50-70	0.07	0.08	0.11	0.13	0.19	0.27	0.43	0.63	0.95	1.60	2.10
		10	3/8"	50-70	0.09	0.11	0.15	0.19	0.31	0.49	0.75	1.10	1.70	2.50	3.10
		15	1/2"	50-70	0.14	0.17	0.22	0.35	0.52	0.80	1.20	1.80	2.70	3.70	4.30
20	3/4"	10	3/8"	50-70-90	0.11	0.12	0.16	0.20	0.33	0.52	0.77	1.20	1.80	2.60	3.20
		15	1/2"	50-70-90	0.14	0.17	0.22	0.35	0.52	0.80	1.20	1.80	2.90	4.00	5.20
		20	3/4"	50-70-90	0.20	0.25	0.30	0.45	0.70	1.10	1.60	2.40	3.50	5.20	7.10
25	1"	15	1/2"	50-70	0.14	0.17	0.22	0.35	0.52	0.80	1.20	1.80	2.90	4.10	5.30
		20	3/4"	50-70	0.20	0.25	0.31	0.47	0.70	1.10	1.60	2.50	3.80	5.40	7.20
		25	1"	50-70	0.35	0.38	0.65	1.00	1.50	2.20	3.40	5.10	7.00	9.40	12.0
32	1 1/4"	20	3/4"	90	0.21	0.24	0.33	0.45	0.62	0.85	1.25	1.75	2.60	3.75	5.50
				130	0.22	0.25	0.35	0.50	0.75	1.10	1.60	2.50	3.80	5.80	8.00
		25	1"	90	0.38	0.45	0.65	0.95	1.35	1.95	2.85	4.00	5.55	7.40	9.90
				130	0.40	0.47	0.73	1.10	1.60	2.50	3.70	5.40	7.50	10.3	13.0
		32	1 1/4"	90	0.45	0.58	0.80	1.10	1.70	2.50	3.50	4.90	7.00	10.1	13.4
				130	0.48	0.60	0.85	1.30	2.10	3.10	4.50	6.80	10.2	14.0	17.8
40	1 1/2"	25	1"	90	0.38	0.48	0.70	0.95	1.40	2.00	2.95	4.10	5.75	7.90	10.3
				130	0.40	0.50	0.75	1.10	1.70	2.60	3.80	5.60	8.00	10.7	13.6
		32	1 1/4"	90	0.45	0.55	0.80	1.10	1.70	2.50	3.60	4.95	7.15	10.8	14.4
				130	0.48	0.60	0.85	1.30	2.10	3.20	4.60	6.90	11.0	15.0	20.2
		40	1 1/2"	90	0.55	0.67	1.00	1.50	2.25	3.15	4.50	6.50	9.50	13.6	17.5
				130	0.60	0.70	1.10	1.70	2.70	4.00	6.00	9.20	13.8	18.2	23.8
50	2"	32	1 1/4"	90	0.45	0.56	0.80	1.10	1.70	2.50	3.60	4.95	7.15	11.4	15.3
				130	0.48	0.60	0.90	1.30	2.10	3.20	4.60	6.90	11.6	16.0	21.0
		40	1 1/2"	90	0.57	0.68	0.90	1.45	2.10	3.15	4.50	6.40	9.50	13.8	18.0
				130	0.60	0.70	1.00	1.70	2.60	4.00	5.90	9.20	14.0	18.9	24.6
		50	2"	90	0.85	1.05	1.70	2.55	3.75	5.35	7.70	11.4	16.0	21.7	28.0
				130	0.90	1.10	1.90	2.90	4.50	6.80	10.5	15.5	22.0	29.3	37.0
65	2 1/2"	40	1 1/2"	130	0.65	0.75	1.1	1.8	2.8	4.3	6.5	10.4	16	22	29
		50	2"	130	1	1.2	2	3.1	4.8	6.7	9.7	16	24	35	45
		65	2 1/2"	130	1.6	2	3	5	8	13.5	22	33	45	56	65

Ordering chart Type 2301 Globe Control Valve, flow direction below seat (for gases and liquid)

G threaded connection

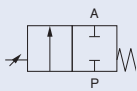
Control function	Port size (tube)		Orifice (seat) (mm)	Actuator size Ø [mm]	Kvs-value [m ³ /h]	Operating pressure up to +185°C [bar]	Item no. plug sealing PTFE/ St. st.	Leakage class	Item no. plug sealing St. st./ St. st.	Leakage class		
	(mm)	(inch)										
A  2/2-way valve, NC	10	3/8"	4	50	0.5	16	-	VI	209 067	IV		
				70	0.5	16	-	VI	215 238	IV		
			6	50	1.2	16	-	VI	215 239	IV		
				70	1.2	16	-	VI	215 240	IV		
			8	50	2.0	16	215 232	VI	213 006	IV		
				70	2.0	16	215 233	VI	215 242	IV		
			10	50	2.7	16	215 234	VI	215 244	IV		
				70	2.7	16	215 235	VI	215 245	IV		
			15	1/2"	4	50	0.5	16	-	VI	208 876	IV
						70	0.5	16	-	VI	208 843	IV
					6	50	1.2	16	-	VI	208 513	IV
						70	1.2	16	-	VI	215 241	IV
	8	50			2.1	16	214 064	VI	209 071	IV		
		70			2.1	16	212 964	VI	215 243	IV		
	10	50			3.1	16	214 065	VI	202 406	IV		
		70			3.1	16	215 236	VI	215 246	IV		
	15	50			4.3	16	212 253	VI	214 079	IV		
		70			4.3	16	206 432	VI	213 955	IV		
	20	3/4"			10	50	3.2	16	214 066	VI	214 078	IV
						70	3.2	16	215 237	VI	215 247	IV
			15	50	5.2	16	222 672	VI	222 683	IV		
				70	5.2	16	214 067	VI	215 248	IV		
			20	50	7.1	10	205 349	VI	214 080	III		
				70	7.1	16	206 584	VI	211 239	IV		
	25	1"	15	50	5.3	16	222 673	VI	222 684	IV		
				70	5.3	16	206 588	VI	210 460	IV		
				90	5.3	16	242 200	VI	242 205	IV		
			20	50	7.2	10	222 675	VI	222 685	III		
				70	7.2	16	206 586	VI	210 721	IV		
				90	7.2	16	242 201	VI	242 206	IV		
			25	50	12.0	5	214 069	VI	214 082	III		
				70	12.0	12	189 145	VI	210 485	III		
				90	12.0	16	242 203	VI	242 207	IV		
			32	1 1/4"	20	90	5,5	16	214 068	VI	214 081	IV
						130	8,0	16	222 676	VI	222 686	IV
					25	90	9,9	16	214 070	VI	210 407	IV
	130	13,0				16	222 677	VI	222 687	IV		
	32	90			13,4	16	210 097	VI	210 458	IV		
		130			17,8	16	223 599	VI	223 600	IV		
	40	1 1/2"	25	90	10,3	16	214 071	VI	214 083	IV		
				130	13,6	16	222 678	VI	222 688	IV		
			32	90	14,4	16	214 072	VI	214 084	IV		
				130	20,2	16	222 679	VI	222 689	IV		
			40	90	17,5	12	210 098	VI	207 800	III		
				130	23,8	16	222 681	VI	222 691	IV		
	50	2"	32	90	15,3	16	214 073	VI	214 085	IV		
				130	21,0	16	222 680	VI	222 690	IV		
			40	90	18,0	12	214 074	VI	214 086	III		
				130	24,6	16	222 682	VI	222 692	IV		
			50	90	28,0	7	210 099	VI	203 693	III		
130				37,0	16	214 076	VI	214 088	IV			
65	2 1/2"	40	29	16	214 075	VI	214 087	IV				
		50	45	16	214 077	VI	214 089	IV				
		65	65	16	219 621	VI	219 622	IV				

i Further versions on request

MA Control function
B (normally open)

Ordering chart Type 2301 Globe Control Valve, flow direction below seat (for gases and liquid), continued

NPT threaded connection

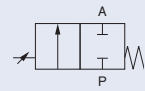
Control function	Port size (tube)		Orifice (seat) (mm)	Actuator size Ø [mm]	Kvs-value [m ³ /h]	Operating pressure up to +185°C [bar]	Item no. plug sealing PTFE/ St. st.	Leakage class	Item no. plug sealing St. st./ St. st.	Leakage class		
	(mm)	(inch)										
A  2/2-way valve, NC	10	3/8"	4	50	0.5	16	-	VI	220 883	IV		
				70	0.5	16	-	VI	220 447	IV		
			6	50	1.2	16	-	VI	220 449	IV		
				70	1.2	16	-	VI	220 450	IV		
			8	50	2.0	16	220 417	VI	220 885	IV		
				70	2.0	16	220 418	VI	220 453	IV		
			10	50	2.7	16	220 420	VI	220 456	IV		
				70	2.7	16	220 421	VI	220 457	IV		
			15	1/2"	4	50	0.5	16	-	VI	220 448	IV
						70	0.5	16	-	VI	220 884	IV
					6	50	1.2	16	-	VI	220 451	IV
						70	1.2	16	-	VI	220 452	IV
	8	50			2.1	16	220 419	VI	220 454	IV		
		70			2.1	16	220 881	VI	220 455	IV		
	10	50			3.1	16	220 422	VI	220 458	IV		
		70			3.1	16	220 423	VI	220 459	IV		
	15	50			4.3	16	220 426	VI	220 462	IV		
		70			4.3	16	220 882	VI	220 886	IV		
	20	3/4"			10	50	3.2	16	220 424	VI	220 460	IV
						70	3.2	16	220 425	VI	220 461	IV
			15	50	5.2	16	463 917	VI	463 927	IV		
				70	5.2	16	220 427	VI	220 463	IV		
			20	50	7.1	10	220 429	VI	220 465	III		
				70	7.1	16	220 430	VI	220 466	IV		
	25	1"	15	50	5.3	16	463 918	VI	463 928	IV		
				70	5.3	16	220 428	VI	220 464	IV		
				90	5.3	16	464 862	VI	464 865	IV		
			20	50	7.2	10	463 919	VI	463 929	III		
				70	7.2	16	220 431	VI	220 467	IV		
				90	7.2	16	464 863	VI	464 866	IV		
			25	50	12.0	5	220 433	VI	220 469	III		
				70	12.0	12	220 434	VI	220 470	III		
				90	12.0	16	464 864	VI	464 867	IV		
			32	1 1/4"	20	90	5,5	16	220 432	VI	220 468	IV
						130	8,0	16	463 920	VI	463 930	IV
					25	90	9,9	16	220 435	VI	220 471	IV
	130	13,0				16	463 921	VI	463 931	IV		
	32	90			13,4	16	220 437	VI	220 473	IV		
		130			17,8	16	463 956	VI	463 957	IV		
	40	1 1/2"	25	90	10,3	16	220 436	VI	220 472	IV		
				130	13,6	16	463 922	VI	463 932	IV		
			32	90	14,4	16	220 438	VI	220 474	IV		
				130	20,2	16	463 923	VI	463 933	IV		
			40	90	17,5	12	220 440	VI	220 476	III		
				130	23,8	16	463 925	VI	463 935	IV		
	50	2"	32	90	15,3	16	220 439	VI	220 475	IV		
				130	21,0	16	463 924	VI	463 934	IV		
			40	90	18,0	12	220 441	VI	220 477	III		
				130	24,6	16	463 926	VI	463 936	IV		
			50	90	28,0	7	220 443	VI	220 479	III		
				130	37,0	16	220 444	VI	220 480	IV		
	65	2 1/2"	40	130	29	16	239 538	VI	239 574	IV		
50			130	45	16	239 536	VI	239 620	IV			
65			130	65	16	239 534	VI	239 571	IV			

i Further versions on request

Control function
B (normally open)

Ordering chart Type 2301 Globe Control Valve, flow direction below seat (for gases and liquid), continued

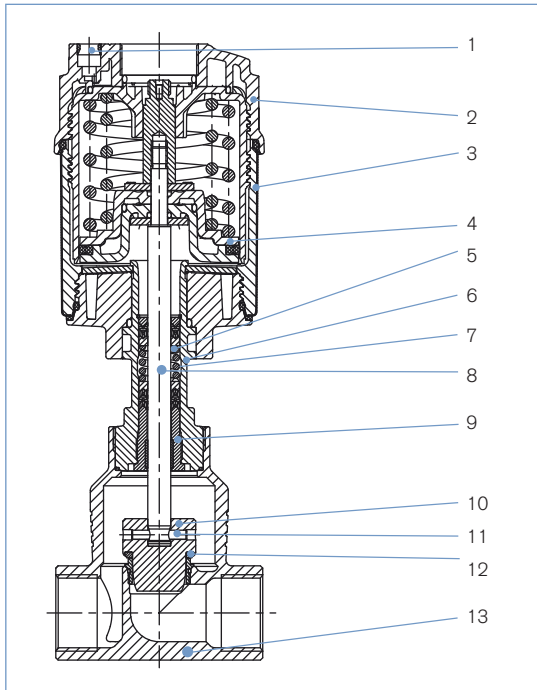
RC threaded connection

Control function	Port size (tube)		Orifice (seat) (mm)	Actuator size Ø [mm]	Kvs-value [m³/h]	Operating pressure up to +185°C [bar]	Item no. plug sealing PTFE/ St. st.	Leakage class	Item no. plug sealing St. st./ St. st.	Leakage class	
	(mm)	(inch)									
A  2/2-way valve, NC	10	3/8"	4	50	0.5	16	-	VI	220 890	IV	
				70	0.5	16	-	VI	220 513	IV	
			6	50	1.2	16	-	VI	220 515	IV	
				70	1.2	16	-	VI	220 516	IV	
			8	50	2.0	16	220 483	VI	220 893	IV	
				70	2.0	16	220 484	VI	220 519	IV	
		10	50	2.7	16	220 486	VI	220 522	IV		
			70	2.7	16	220 487	VI	220 523	IV		
		15	1/2"	4	50	0.5	16	-	VI	220 514	IV
					70	0.5	16	-	VI	220 891	IV
				6	50	1.2	16	-	VI	220 517	IV
					70	1.2	16	-	VI	220 518	IV
	8			50	2.1	16	220 485	VI	220 520	IV	
				70	2.1	16	220 888	VI	220 521	IV	
	10		50	3.1	16	220 488	VI	220 524	IV		
			70	3.1	16	220 489	VI	220 525	IV		
	15		50	4.3	16	220 492	VI	220 528	IV		
			70	4.3	16	220 889	VI	220 894	IV		
	20		3/4"	10	50	3.2	16	220 490	VI	220 526	IV
					70	3.2	16	220 491	VI	220 527	IV
		15		50	5.2	16	222 736	VI	222 756	IV	
				70	5.2	16	220 493	VI	220 529	IV	
		20		50	7.1	10	220 495	VI	220 531	III	
				70	7.1	16	220 496	VI	220 532	IV	
	25	1"	15	50	5.3	16	222 737	VI	222 757	IV	
				70	5.3	16	220 494	VI	220 530	IV	
				90	5.3	16	242 255	VI	242 378	IV	
			20	50	7.2	10	222 738	VI	222 758	III	
				70	7.2	16	220 497	VI	220 533	IV	
				90	7.2	16	242 256	VI	242 379	IV	
		25	50	12.0	5	220 499	VI	220 535	III		
			70	12.0	12	220 500	VI	220 536	III		
			90	12.0	16	242 257	VI	242 380	IV		
		32	1 1/4"	20	90	5,5	16	220 498	VI	220 534	IV
					130	8,0	16	222 739	VI	222 759	IV
				25	90	9,9	16	220 501	VI	220 537	IV
	130				13,0	16	222 740	VI	222 777	IV	
	32			90	13,4	16	220 503	VI	220 539	IV	
				130	17,8	16	223 605	VI	223 606	IV	
	40	1 1/2"	25	90	10,3	16	220 502	VI	220 538	IV	
				130	13,6	16	222 741	VI	222 761	IV	
			32	90	14,4	16	220 504	VI	220 540	IV	
				130	20,2	16	222 742	VI	222 763	IV	
			40	90	17,5	12	220 506	VI	220 542	III	
				130	23,8	16	222 767	VI	222 765	IV	
	50	2"	32	90	15,3	16	220 505	VI	220 541	IV	
				130	21,0	16	222 762	VI	222 764	IV	
			40	90	18,0	12	220 507	VI	220 543	III	
				130	24,6	16	222 768	VI	222 766	IV	
			50	90	28,0	7	220 509	VI	220 545	III	
130				37,0	16	220 510	VI	220 546	IV		
65	2 1/2"	40	130	29	16	220 508	VI	220 544	IV		
		50	130	45	16	220 511	VI	220 547	IV		
		65	130	65	16	220 512	VI	220 548	IV		

i Further versions on request

ii Control function
B (normally open)

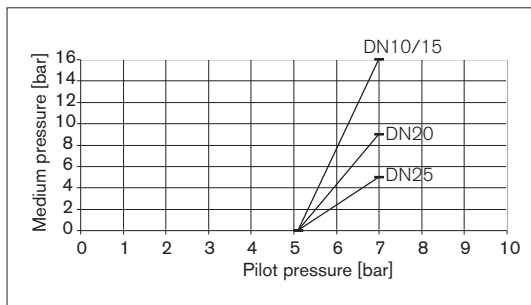
Materials Type 2301 Globe Control Valve



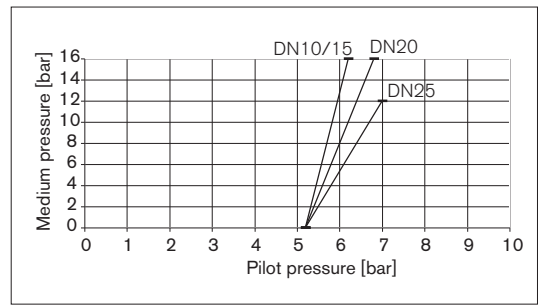
- | | |
|-------------------------------|--|
| 1 Pilot air ports | Push-in connector PP |
| 2 Actuator | PPS |
| 3 Cover | Stainless steel 1.4561 (316Ti) |
| 4 Piston seal | FKM |
| 5 Spring | Stainless steel 1.4310 |
| 6 Tube | Stainless steel 1.4401 (316) / 1.4404 (316L) |
| 7 Spindle packing | PTFE |
| 8 Spindle | Stainless steel 1.4401 (316) / 1.4404 (316L) |
| 9 Spindle guidance | Stainless steel 1.4404 (316L) |
| 10 Plug | Stainless steel 1.4571 |
| 11 Spring straight pin | Stainless steel 1.4310 |
| 12 Plug seal | Stainless steel 1.4571 / PTFE disc for soft seat sealing |
| 13 Valve body | Cast stainless steel 316L |

Pressure Charts with control function B (normally open, NO)

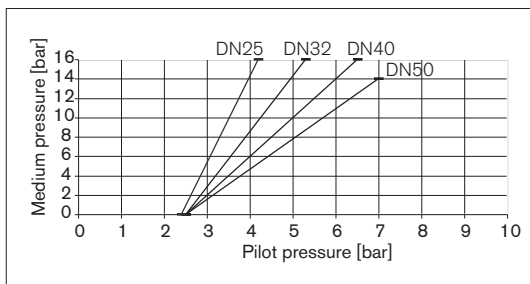
Actuator Ø 50



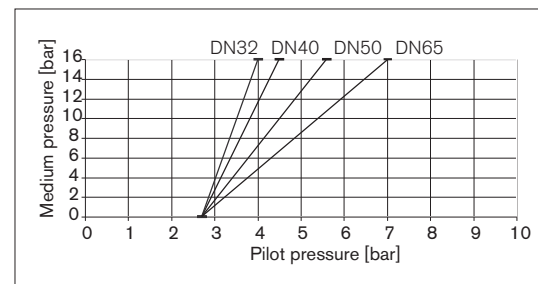
Actuator Ø 70



Actuator Ø 90



Actuator Ø 130



Ordering information for valve system Continuous ELEMENT Type 8802-GD

A **valve system Continuous ELEMENT Type 8802-GD** consists of a **globe control valve Type 2301** and a digital electropneumatic Positioner **Type 8692**, a digital electropneumatic Process Controller **Type 8693**, a digital electropneumatic Positioner Basic **Type 8694** (below), an electropneumatic Positioner **Type 8792/8793** (for valve actuator sizes \varnothing 70/90/130 mm) or a digital electropneumatic Positioner **Type 8696** (for valve actuator size \varnothing 50 mm) (see next page and separate datasheets). For the configuration of further valve systems please use the "Request for quotation" on p. 12

You order two components and receive a complete assembled and certified valve.

[go to page](#)

Ordering the valve system Continuous ELEMENT Type 8802-GD

Globe control valve Type 2301



Positioner



Positioner
Type 8692



Process
Controller
Type 8693



Positioner Basic
Type 8694

**Globe control valve with
desired control unit**



**Valve system
Continuous
ELEMENT
Type 8802-GD-I
2301 + 8692**



**Valve system
Continuous
ELEMENT
Type 8802-GD-J
2301 + 8693**



**Valve system
Continuous
ELEMENT
Type 8802-GD-L
2301 + 8694**

Click on the orange box "More info." below... you will come to our website for the resp. product where you can download the datasheet.

**Positioner TopControl
Type 8692**

**More
info.**

**Process Controller
TopControl Type 8693**

**More
info.**



**PROFIBUS
DeviceNet™**

The new generation of integrated positioners/process controllers for combination with actuators from the process valve series Type 23xx/2103 is specially designed for the requirements of hygienic process environments. The easy handling and the selection of additional software functions are done either on a big graphic display with backlight and keypad or via a PC interface. A contact-free analog position sensor registers the valve position without deterioration. Single-acting or double-acting actuators are controlled via the integral positioner system. With Type 8693, the process controller function is superimposed on the position control loop. Profibus DPV1 and DeviceNet communication interfaces are available as options.

Main customer benefits:

- Compact design of the valve system with integrated positioner/process controller meets the demands for plant washdown environments through the selection of materials, external seals and integrated control air supply to the actuator
- Extremely simple commissioning and operation thanks to the backlighting of the graphics display and proven multilingual software structure
- Automatic parameterisation of the positioner and process controller using the TUNE functions
- Field bus communication via Profibus DPV1 or DeviceNet
- Air intake filter enhances the process valve system availability
- Simple and reliable actuator adaption

Positioner TopControl Basic Type 8694

**More
info.**



The new generation of integrated positioners for combination with actuators from the process valve series Type 23xx/2103 is specially designed for the requirements of hygienic process environments. The operation and selection of the software functions close tight function, inversion of the operating direction of the setpoint signal, characteristic curves selection and switching manual/automatic operation are effected via push-buttons and DIP switches or via the PC interface. The position setpoint is set using the standard signal 4 - 20 mA. In addition, the enable can be controlled via the binary input and an optional position feedback can be integrated. The positioner, Type 8694, registers the valve position without deterioration through a contact-free analogue position sensor. Single-acting or double-acting actuators are controlled via the integral positioner system. An AS-Interface communication interface is available as an option.

Main customer benefits:

- Compact design of the valve system with integrated positioner meets the demands for plant washdown environments through the selection of materials, external seals and integrated control air supply to the actuator
- Automatic parameterisation of the positioner using the Process TUNE function
- Field bus communication via optional AS-Interface
- Air intake filter enhances the process valve system availability
- Simple and reliable actuator adaption allowing additional actuators of the process valve series, Type 20xx or actuators from other manufacturers to be used

Ordering information for valve system Continuous ELEMENT Type 8802-GD, continued

A **valve system Continuous ELEMENT Type 8802-GD** consists of a **globe control valve Type 2301** and a digital electropneumatic Positioner **Type 8692**, a digital electropneumatic Process Controller **Type 8693**, a digital electropneumatic Positioner Basic **Type 8694** (previous page), an electro-pneumatic Positioner **Type 8792/8793** (for valve actuator sizes \varnothing 70/90/130) mm or a digital electropneumatic Positioner **Type 8696** (for valve actuator size \varnothing 50 mm) (see below and separate datasheets). For the configuration of further valve systems please use the "Request for quotation" on p. 12

You order two components and receive a complete assembled and certified valve.

[go to page](#)

Ordering the valve system Continuous ELEMENT Type 8802-GD

Globe control valve Type 2301



Positioner



Positioner
Type 8792/
Process Controller Type 8793



TopControl Basic Type 8696
Only for actuator size
 \varnothing 50 mm

**Globe control valve with
desired control unit**



**Valve system
Continuous ELEMENT
Type 8802-GD-P
2301 + 8792 /
Type 8802-GD-Q
2301 + 8793**



**Valve system
Continuous ELEMENT
Type 8802-GD-M
2301 + 8696**

When you click on the orange box "More info." below, you will come to our website for the resp. product where you can download the datasheet.

Positioner SideControl Type 8792

[More info.](#)

Process Controller SideControl Type 8793

[More info.](#)



Type 8792/8793 is a digital electro-pneumatic positioner with an optional, integrated process controller (8793) for precise control requirements. The compact design with integrated position encoder and LCD display was developed for demanding applications of the process industry. A Profibus DPV1 communication interface is available as an option. Main customer benefits are:

- Time saving algorithms for temperature, flow and pressure PID parameters through ProcessTUNE function.
- Quick and simple menu driven parameterization through keyboard or Profibus DPV1 PA
- Adaption acc. to IEC534-6 and VDI/VDE 3845 for lift and swivel drives or as a Remote version together with Bürkert process valves
- Rugged anodised aluminium housing

TopControl Basic Type 8696

[Mehr Infos](#)

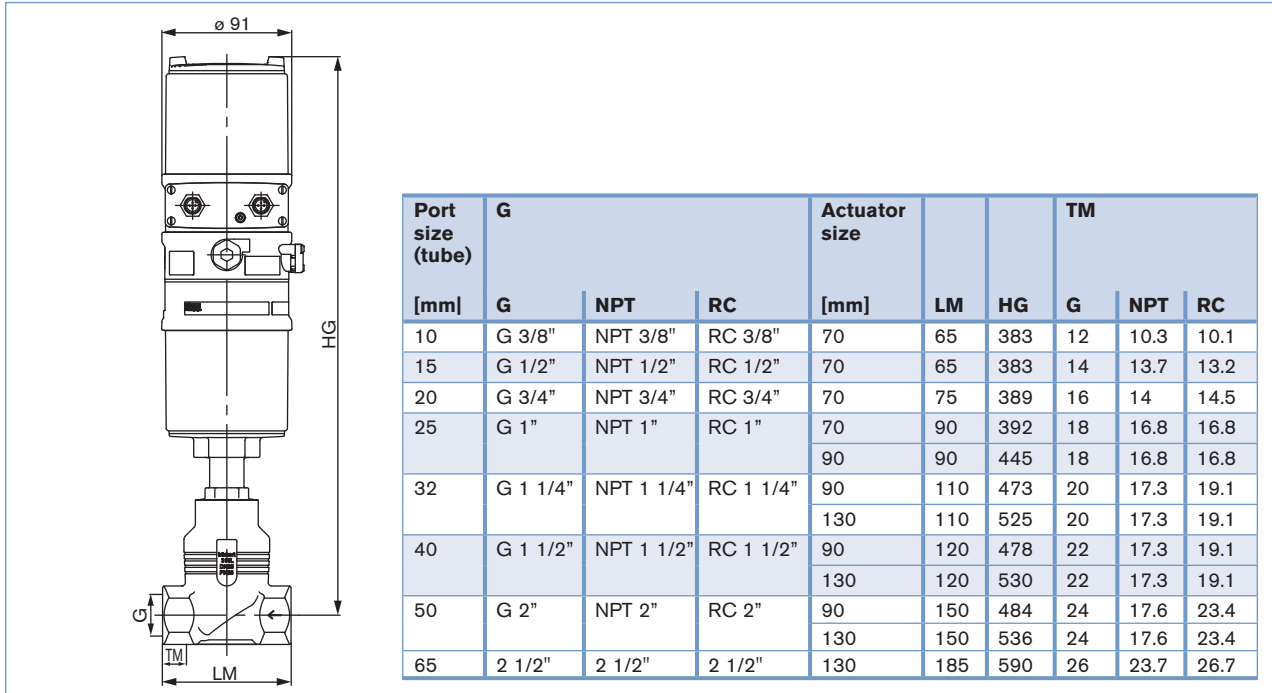


The new generation of integrated positioners for combination with small actuators from the process valve series Type 23xx/2103 is specially designed for the requirements of hygienic process environments. The operation and selection of the software functions close tight function, inversion of the operating direction of the setpoint signal, characteristic curves selection and switching manual/automatic operation are effected via push-buttons and DIP switches or via the PC interface. The position setpoint is set using the standard signal 4 - 20 mA. In addition, the enable can be controlled via the binary input and an optional position feedback can be integrated. The positioner, Type 8696, registers the valve end position without deterioration through a contact-free analogue position sensor. Single-acting actuators are controlled via the integral positioner system. Main customer benefits:

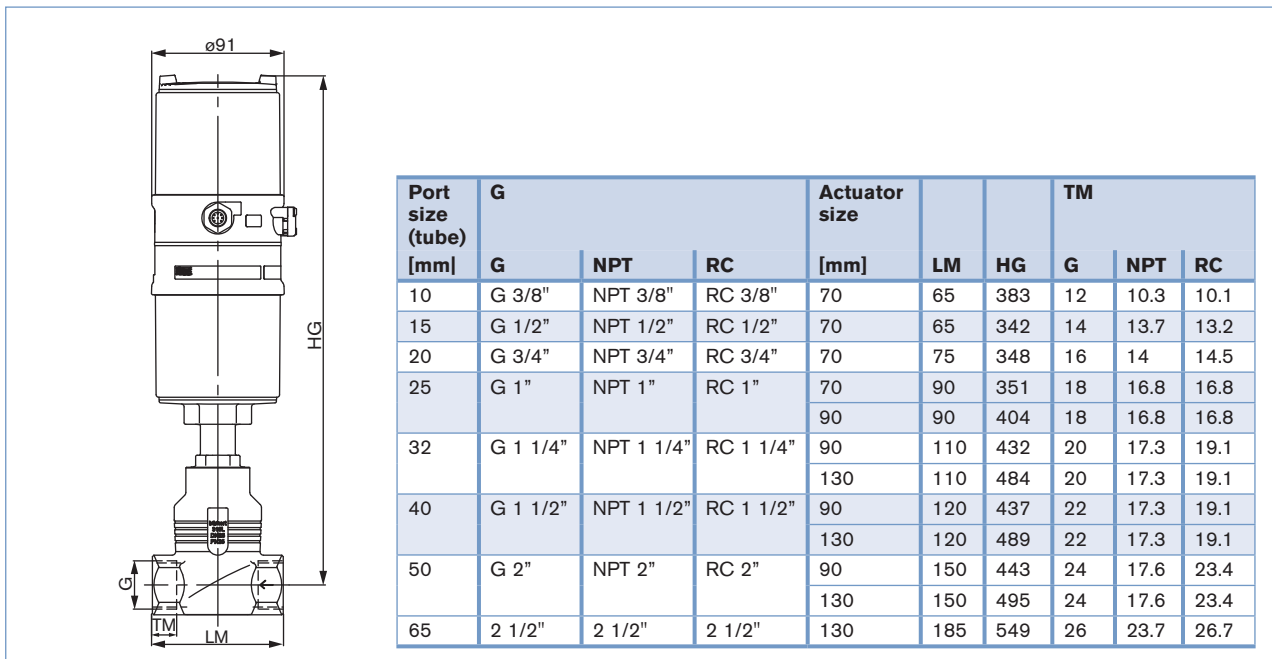
- Compact design of the valve system with integrated positioner meets the demands for plant washdown environments through the selection of materials, external seals and integrated control air supply to the actuator
- Automatic parameterisation of the positioner using the TUNE function
- Simple and reliable actuator adaption

Dimensions for valve system Continuous ELEMENT Type 8802-GD [mm]

Dimensions valve system Continuous ELEMENT Type 8802-GD-I with positioner TopControl Type 8692 or 8802-GD-J with process controller TopControl Type 8693 [mm]



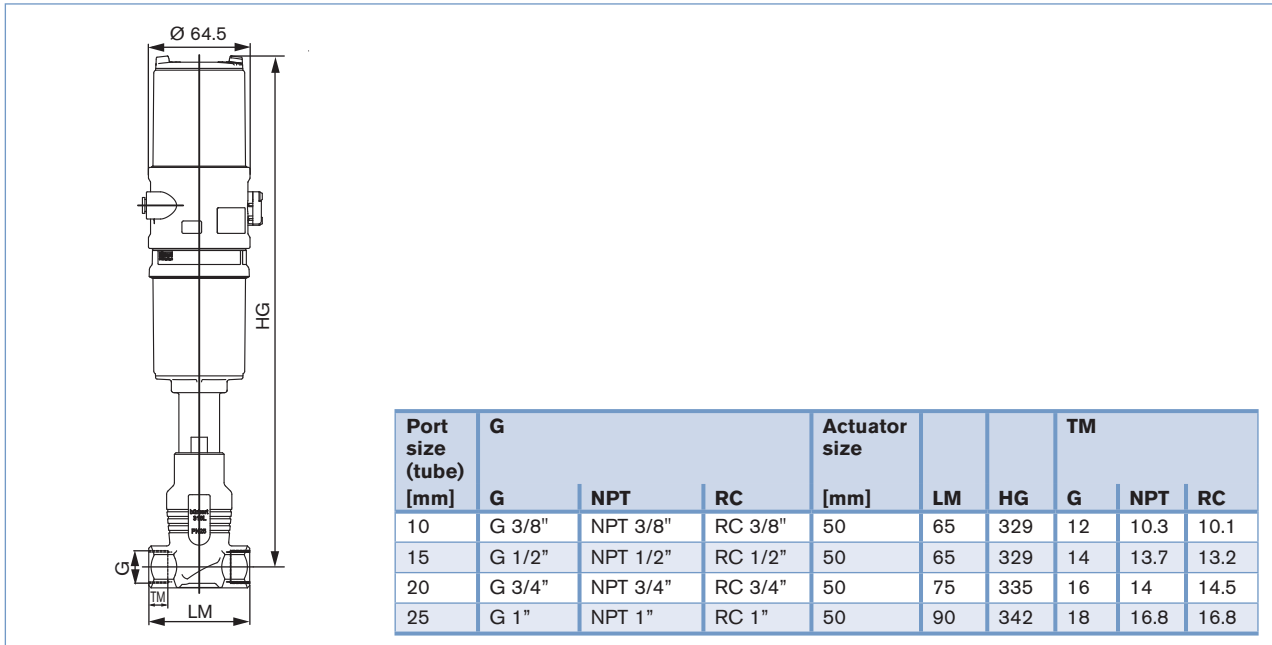
Dimensions valve system Continuous ELEMENT Type 8802-GD-L with positioner TopControl Basic Type 8694 [mm]



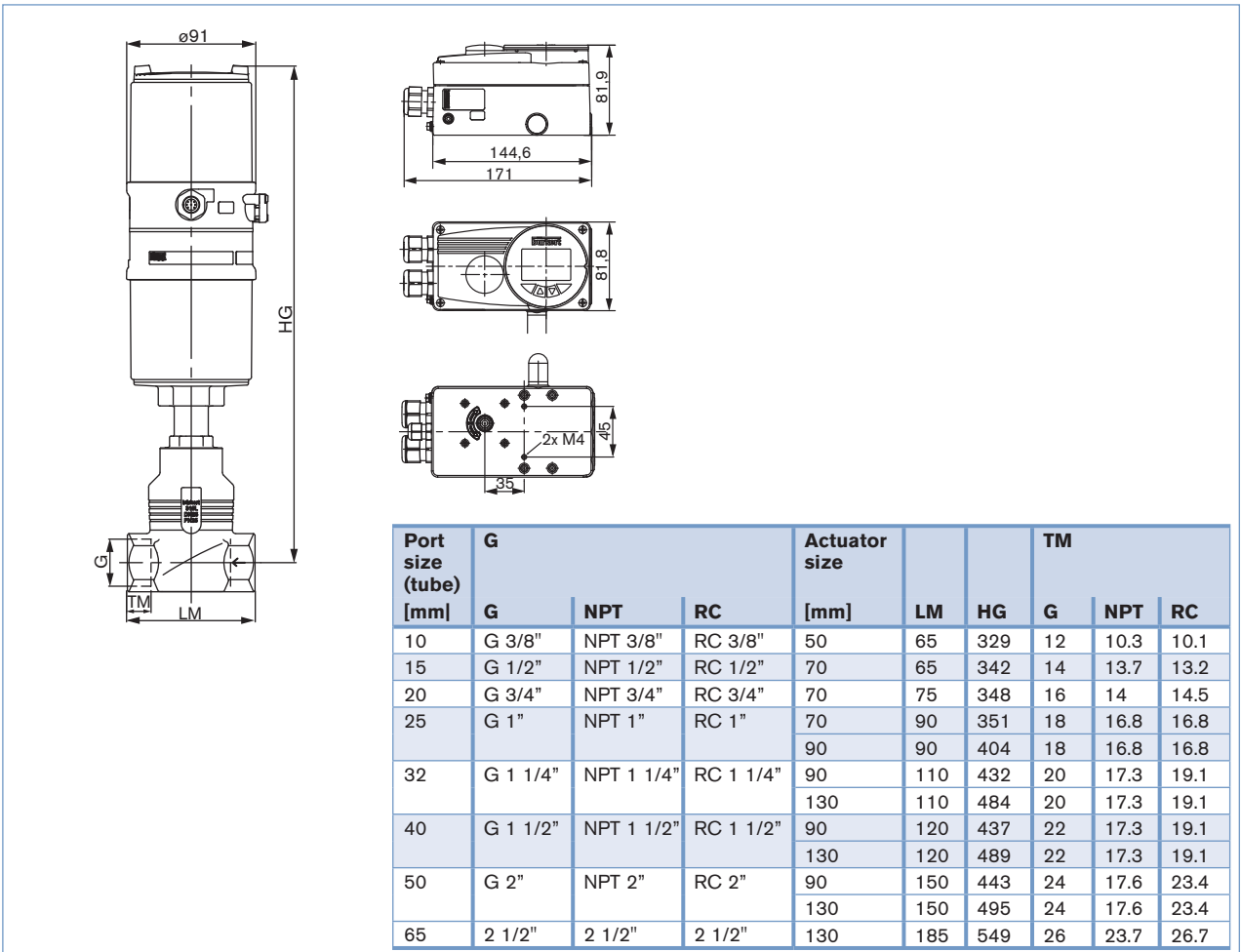
**2301 thread
System Continuous
ELEMENT 8802-GD**

Dimensions for valve system Continuous ELEMENT Type 8802-GD [mm], continued

Dimensions valve system Continuous ELEMENT Type 8802-GD-M with control head Type 8696 [mm]



Dimensions valve system Continuous ELEMENT Type 8802-GD-P with positioner SideControl Remote Type 8792 and Type 8802-GD-Q with Process Controller SideControl Remote Type 8793 [mm]



Note

You can fill out the fields directly in the PDF file before printing out the form.

Valve system Continuous ELEMENT Type 8802-GD - Request for quotation

▶ Please fill out and send to your nearest Bürkert facility* with your inquiry or order

Company	Contact person
Customer no.	Department
Address	Tel./Fax
Postcode/town	E-Mail

= mandatory fields to fill out

Quantity

Required delivery date

Operating data

Pipeline	DN	<input type="text"/>	PN	<input type="text"/>
Pipe material	<input type="text"/>			
<input type="checkbox"/> Process medium	<input type="text"/>			
<input type="checkbox"/> Type of medium	<input type="checkbox"/> Liquid	<input type="checkbox"/> Steam	<input type="checkbox"/> Gas	
	min	standard	max	unit
<input type="checkbox"/> Flow rate (Q, Q _N , W) ¹⁾	<input type="text"/>	<input type="text"/>	<input type="text"/>	<input type="text"/>
<input type="checkbox"/> Temperature at valve inlet T1	<input type="text"/>	<input type="text"/>	<input type="text"/>	<input type="text"/>
<input type="checkbox"/> Absolute pressure at valve inlet P1	<input type="text"/>	<input type="text"/>	<input type="text"/>	<input type="text"/>
<input type="checkbox"/> Absolute pressure at valve outlet P2	<input type="text"/>	<input type="text"/>	<input type="text"/>	<input type="text"/>
Steam pressure P _v	<input type="text"/>	<input type="text"/>	<input type="text"/>	<input type="text"/>
Kinematic viscosity (ν)	<input type="text"/>	mm ² /s or cSt		
Dynamic viscosity (η)	<input type="text"/>	mPa.s or cP		
Standard density	<input type="text"/>	Kg/m ³		
Max. sound level accepted	<input type="text"/>	dB (A)		

¹⁾ standard unit: Liquid Q = m³/h; Steam W = kg/h; Gas Q_N = Nm³/h







Valve features

Plug seal material	<input type="checkbox"/> PTFE/Stainless steel	<input type="checkbox"/> Stainless steel/Stainless steel		
Nominal pressure	PN	<input type="text"/>		
Orifice	DN	<input type="text"/>		
Type of connection	<input type="checkbox"/> Flanged	<input type="checkbox"/> Threaded	<input type="checkbox"/> Welded	<input type="checkbox"/> Clamp
Standard connection	<input type="checkbox"/> ISO	<input type="checkbox"/> DIN	<input type="checkbox"/> Other	<input type="text"/>
Control function	<input type="checkbox"/> NC ¹⁾	<input type="checkbox"/> NO ¹⁾		
Please specify item no. if known):	<input type="text"/>			

¹⁾ NC: normally closed by spring action; NO: normally open by spring action

Comments

Valve system Continuous ELEMENT Type 8802-YG - Request for quotation, continued

Control unit features		
For actuator sizes 70/90/130 mm		
<input type="checkbox"/> Positioner TopControl Type 8692  <input type="checkbox"/> Process Controller TopControl Type 8693 	<input type="checkbox"/> Positioner TopControl Basic Type 8694 	<input type="checkbox"/> Positioner SideControl Remote Type 8792  <input type="checkbox"/> Process Controller SideControl Remote Typ 8793 
<p>Pneumatic function <input type="checkbox"/> Single-acting <input type="checkbox"/> Double-acting</p> <p>Communication <input type="checkbox"/> Profibus <input type="checkbox"/> DeviceNet</p> <p>Electrical connection <input type="checkbox"/> Cable gland <input type="checkbox"/> Multipol connection</p> <p>Feedback <input type="checkbox"/> 4-20 mA <input type="checkbox"/> 4-20 mA + 2 binary outputs</p> <p>Initiator <input type="checkbox"/> Initiator</p> <p>Please specify item no. if known: <input type="text"/></p>	<p>Pneumatic function <input type="checkbox"/> Single-acting</p> <p>Pilot air ports <input type="checkbox"/> Push-in connector external ø 6 mm or 1/4" <input type="checkbox"/> Thread G 1/8"</p> <p>Electrical connection <input type="checkbox"/> Cable gland <input type="checkbox"/> Multipol connection</p> <p>Feedback <input type="checkbox"/> 4-20 mA</p> <p>Please specify item no. if known: <input type="text"/></p>	<p>Power supply 24 VDC</p> <p>Communication <input type="checkbox"/> Without <input type="checkbox"/> Profibus DPV 1</p> <p>Feedback <input type="checkbox"/> Analogue feedback + 2 binary outputs <input type="checkbox"/> 2 binary outputs</p> <p>Electrical connection <input type="checkbox"/> Cable gland <input type="checkbox"/> Multipol connection</p> <p>Please specify item no. if known: <input type="text"/></p>
For actuator size 50 mm		
<input type="checkbox"/> Positioner TopControl Basic Typ 8696 		
<p>Pneumatic function <input type="checkbox"/> Single-acting</p> <p>Pilot air ports <input type="checkbox"/> Push-in connector external ø 6 mm or 1/4" <input type="checkbox"/> Thread G 1/8"</p> <p>Feedback <input type="checkbox"/> 4-20 mA</p> <p>Please specify item no. if known: <input type="text"/></p>		